

GoerTek Inc.

§1	1
§2	2
§3	4
§4	6
§5	12
§6	17
§7	32
§8	45
§9	143



§1

§2

A	002241	B	
A		B	
	GoerTek Inc.		
	GoerTek		
	268		
	261031		
	268		
	261031		
	http://www.goertek.com		
	ir@goertek.com		

	268	268
	0536-8525688	0536-8525688
	0536-8525669	0536-8525669
	ir@goertek.com	ir@goertek.com

	http://www.cninfo.com.cn

2001 6 25



2007 7 27

2012 5 7

370700228078705

370705729253432

72925343-2

16 2 4

183

19

8

	1-6		(%)
	2,547,890,307.87	1,466,133,873.71	73.78%
	384,564,575.94	208,898,094.14	84.09%
	389,403,966.97	224,614,905.00	73.37%
	314,592,365.73	179,524,839.27	75.24%
	310,845,990.65	164,861,607.53	88.55%
	150,997,750.24	135,220,709.22	11.67%
			(%)
	7,993,216,819.80	5,568,397,057.82	43.55%
	4,720,016,067.78	2,086,039,405.28	126.27%
	848,016,733.00	751,582,550.00	12.83%

	1-6		(%)
/	0.39	0.24	62.5%
/	0.39	0.24	62.5%
/	0.39	0.22	77.27%
%	6.67%	8.61%	-1.94%
%	9.24%	10.41%	-1.17%
%	6.59%	7.90%	-1.32%
%	9.13%	9.56%	-0.43%
/	0.19	0.18	5.56%
			(%)

1

2

	-653,239.58	
	3,680,000.00	
	1,812,630.61	
	-81,142.98	
	-1,011,872.97	
	3,746,375.08	--

§4

1

2012 108			10		9,643.4183
	24.69		232,077.885875		
9,643.4183		222,434.467575		2012 4 5	
		75,158.255			
	0.42		3.19		
0.39		5.57			

		(%)						(%)	
	206,820,000	27.52%	96,434,183			-5,175,675	91,258,508	298,078,508	35.15%
1									
2									
3			96,434,183				96,434,183	96,434,183	11.37%
			77,834,183				77,834,183	77,834,183	9.18%
			18,600,000				18,600,000	18,600,000	2.19%
4									
5.	206,820,000	27.52%				-5,175,675	-5,175,675	201,644,325	23.78%
	544,762,550	72.48%				5,175,675	5,175,675	549,938,225	64.85%
1	544,762,550	72.48%				5,175,675	5,175,675	549,938,225	64.85%
2									
3									
4									



2012

		(%)							(%)
	751,582,550	100%	96,434,183			0	96,434,183	848,016,733	100%

2

	137,700,000			137,700,000		25%
	32,715,000			32,715,000		25%
	5,490,000	510,000		4,980,000		25%
	5,490,000	294,375		5,195,625		25%
	6,000,000	1,500,000		4,500,000		25%
	4,432,500	361,050		4,071,450		25%
	4,185,000	210,000		3,975,000		25%
	2,235,000	2,235,000		0	2012 1 31	
	2,880,000			2,880,000		25%
	2,227,500	65,250		2,162,250		25%
	2,002,500			2,002,500		25%
	1,462,500			1,462,500		25%
			20,000,000	20,000,000	2013 4 12	
			11,000,000	11,000,000	2013 4 12	
			12,600,000	12,600,000	2013 4 12	
			10,000,000	10,000,000	2013 4 12	
			10,000,000	10,000,000	2013 4 12	
			9,720,000	9,720,000	2013 4 12	
			7,114,183	7,114,183	2013 4 12	
			6,000,000	6,000,000	2013 4 12	

7



巨潮资讯

www.cninfo.com.cn

中国证监会指定信息披露网站



2012

			5,000,000	5,000,000		2013 4 12
			5,000,000	5,000,000		2013 4 12
	206,820,000	5,175,675	96,434,183	298,078,508	--	--

1

2012 108

10

A 9,643.4183

24.69

232,077.885875

[2012]408A14

84,801.6733

2012 5 7

2010 1255

2010 9 29

5

A

1,579.1275

33.01

50,621.998775

[2010] 90

37,579.1275

2010

12 13

		/				
A	2012 03 20		24.69	96,434,183	2012 04 12	96,434,183



2012

	45,900,000	A	45,900,000
	12,369,277	A	12,369,277
	11,103,850	A	11,103,850
	10,513,023	A	10,513,023
	8,005,167	A	8,005,167
	7,605,000	A	7,605,000
-005L-FH002	7,153,691	A	7,153,691
2020	6,375,000	A	6,375,000
	5,899,031	A	5,899,031

10

3

21.65%

28.66%

0.71%

1

10

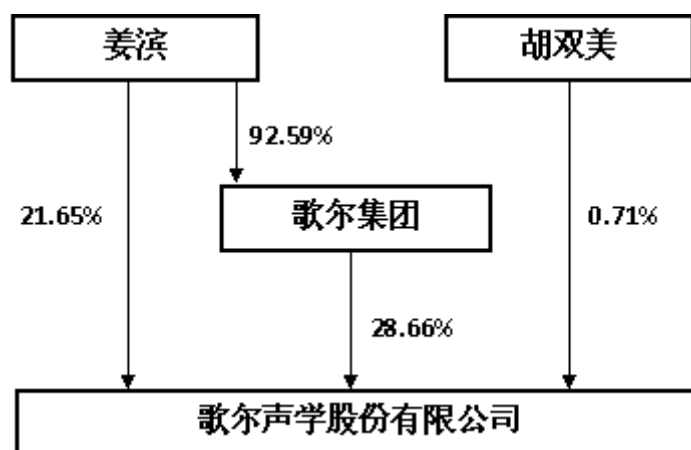


巨潮资讯

www.cninfo.com.cn

中国证监会指定信息披露网站

2



3

4

8

	;		46	2010 07 28	2013 07 27	183,600,000		0	183,600,000	137,700,000			39.5
	;		38	2010 07 28	2013 07 27	43,620,000		3,300,000	40,320,000	32,715,000			18.5
	;		49	2010 07 28	2013 07 27	6,640,000		820,000	5,820,000	4,980,000			18.5
	;		38	2010 07 28	2013 07 27	5,428,600		542,849	4,885,751	4,071,450			18.5
			51	2010 07 28	2013 07 27	0		0					
			47	2010 07 28	2013 07 27	0		0					
			47	2010 07 28	2013 07 27	0		0					
			46	2010 07 28	2013 07 27	0		0					
			43	2010 07 28	2013 07 27	0		0					
			37	2010 07 28	2013 07 27	1,950,000		195,000	1,755,000	1,462,500			13
			42	2010 07 28	2013 07 27	5,300,000		550,000	4,750,000	3,975,000			8.5
			38	2010 07 28	2013 07 27	0		0					4
	;		41	2010 07 28	2013 07 27	3,840,000		582,500	3,257,500	2,880,000			18.5



		2010 01	2012 12 31	
		01		

--	--	--	--	--

		2010-10-18	2013-10-18	
		2012-2-22	2015-2-22	
		2011-9-29	2014-9-29	
		2009-9-23	2012-9-23	
	/	2010-11-23	2013-11-23	
		2012-3-23	2015-3-23	
		2010-11-23	2013-11-23	
()		2011-5-1	2014-5-1	
()		2012-4-1	2015-4-1	
		2012-3-23	2015-3-23	
		2011-8-26	2014-8-26	
		2012-6-26	2015-6-26	
		2011-7-1	2014-7-1	
	/	2010-8-27	2013-8-27	
		2010-11-11	2013-11-10	
	/	2010-5-18	2013-5-18	
	/	2011-7-1	2014-7-1	
		2010-10-18	2013-10-18	

2009-9-



			2011-8-26	2014-8-26	
			2011-6-1	2014-6-1	
		/	2012-2-13	2015-2-13	

2012 4 12

,

			2012 04 12	

	15,216
	0



	63
	447
	8,416
	3,447
	2,849
	488
	16

§6

2012					
DisplaySearch		2012			3.03
69.66%		3,898		85.53%	2012
5,284		109.87%			
					13,316.79
5.23%					
		254,789.03		73.78%	
				38,456.46	84.09%
		31,459.24		75.24%	2012
				0.39	62.50%
9.24%		1.17%			
		12.83%			9,643.4183
75,158.255		84,801.6733			
2012		28.70%		1.12%	1.63%
		1.12%			

1

1



			(%)	%	%	%
	2,466,936,931.24	1,758,850,922.91	28.70%	70.48%	67.85%	1.12%
	1,711,775,863.34	1,187,246,742.34	30.64%	56.73%	53.14%	1.63%
	755,161,067.9	571,604,180.57	24.31%	112.79%	109.69%	1.12%

56.73% 2011

7.55

112.79%

2

	571,240,807.04	96.25%
	1,895,696,124.20	63.99%

76.84% 2011

3

4

5

2

	2012 6 30		2011 12 31		
:					
	183				



	2012 6 30		2011 12 31		
	22,247.01	2.78%	9,414.57	1.69%	136.30%
	868.21	0.11%	806.76	0.14%	7.62%
	69,968.09	8.75%	47,048.31	8.45%	48.72%
	2.54		5.57		-54.40%
	417,518.18	52.23%	265,710.89	47.72%	57.13%
	2,350.60	0.29%			2,350.60
	222,054.36	27.78%	189,922.59	34.11%	16.92%
	96,942.43	12.13%	49,469.41	8.88%	95.96%
	43,339.93	5.42%	39,022.39	7.01%	11.06%
	8,555.75	1.07%	6,228.25	1.12%	37.37%
	271.01	0.03%	271.01	0.05%	0
	7,537.28	0.94%	5,533.30	0.99%	36.22%
	752.15	0.09%	681.85	0.12%	10.31%
	381,803.50	47.77%	291,128.82	52.28%	31.15%
	799,321.68	100.00%	556,839.71	100.00%	43.55%

83.89%

232,077.89 2012 3 22

140,052.08 2011 30.53%

156,793.82 83.57%

136.30%

48.22%

73.78%

	2012 6 30		2011 12 31		



	2012 6 30		2011 12 31		
	23,491.03	33.57%	18,545.82	39.42%	26.66%
	17,540.34	25.07%	12,872.65	27.36%	36.26%
	9,651.89	13.79%	5,150.82	10.95%	87.39%
	19,284.84	27.56%	10,479.02	22.27%	84.03%
	69,968.09	100.00%	47,048.31	100.00%	48.72%

2,350.60

49%

222,054.36

2011

16.92%

95.96%

8,555.75

2011

37.37%

7,537.28

2011

36.22%

	2012 6 30		2011 12 31		
:					
	157,173.01	49.48%	192,565.89	56.72%	-18.38%
	9,565.86	3.01%	7,694.58	2.27%	24.32%
	116,748.86	36.76%	101,175.93	29.80%	15.39%
	536.33	0.17%	322.09	0.09%	66.52%
	4,097.36	1.29%	6,987.07	2.06%	-41.36%
	-4,748.37	-1.49%	-4,349.24	-1.28%	9.18%
	525.00	0.17%	210.00	0.06%	150.00%
	904.06	0.28%	390.81	0.12%	131.33%
	25,419.87	8.00%	24,031.47	7.08%	5.78%



	2012 6 30		2011 12 31		
	310,221.99	97.67%	329,028.60	96.91%	-5.72%
	7,400.00	2.33%	10,500.00	3.09%	-29.52%
	7,400.00	2.33%	10,500.00	3.09%	-29.52%
	317,621.99	100.00%	339,528.60	100.00%	-6.45%

536.33 2011 66.52%

525 2011 150% 2012

904.06 2011 131.33%

3

2012 78.68%

90.49% 67.60% 96.41%

38,940.40 73.37% 31,459.24

75.24%

	2012 1-6	2011 1-6	
	254,789.03	146,613.39	73.78%



	2012	1-6	2011	1-6	
--	------	-----	------	-----	--



2.	834,710,236			3,554,432	1,241,191,368
3.					
4.					
	834,710,236			3,554,432	1,241,191,368
	790,347,223				936,260,395

6

2012 6

30

151,065.03

77,494.88

2012

8,942.36

10%

7

1

2012

2

3

4

5

8 2012 1-9

2012 1-9	60%		90%
2012 1-9	56,059		66,570
2011 1-9	350,369,804.47		

1

	232,077.89
	63,763.64
	63,763.64
	0.00
	0.00
	0.00%



2012	3	22		238,096.00	6,018.11	
			232,077.89	2012	4	12
42,912.90						



2

	()	(1)	(2)	(%)(3) (2)/(1)						
		62,856	62,856	18,762.43	18,762.43	29.85%	2013	08	31	1,397.60
		70,499	70,499	24,507.05	24,507.05	34.76%	2013	06	30	906.34



	√	□			
			287,501	231,096	981.89
	□	√			
	□		□		

3

4

2011

2012

1

30%

2

1

2

3

4

	√ □
10	
10	2
10	
	848,016,733.00



					169,603,346.60
					867,964,457.83
	()			2012	
241,663,840.93	2012 6 30		867,964,457.83		2,625,678,170.52
	1,137,586,803.99				
		2012 6 30	84,801.6733		10
2		169,603,346.60			

2011

2011		847,160,822.35()
	2011	
	2012	
		2011
		√ □

1 2012 1 4

< >

2 2012 2 12

<2011 >

<2011 >

<2011 >

2011

<2011 >

< 2011 >

< 2011 >

< >

<2011 >

3 2012 4 12



2012

4 2012 4 17

<

2012

> <

2012

>

5 2012 6 6

6 2012 6 18

§7

1		2007.9.24
2		2007.9.24
3		2007.9.24
4		2007.9.24
5		2007.9.24
6		2007.9.24
7		2007.10.15
8		2008.1.14
9		2008.1.14
10		2008.1.14

11

1

2

3

4

¶

‡

5

6

2011

‡

¶

†

a

‡

¶



2012	108	10	9,643.4183
	24.69	232,077.885875	9,643.4183
	222,434.467575		
	[2012]408A14		2012 4 5



A1		0			A2		0	
A3		0			A4		0	
	-	5,000.00	2007 5 31	3,600.00		8		
B1		0			B2		0	
B3		5,000.00			B4		3,600.00	
A1+B1					A2+B2			
A3+B3		5,000.00			A4+B4		3,600.00	
A4+B4				0.76%				
C				0				
D 70%				0				
E 50%				0				




	√ □
	□ √



	-1,394,561.98	-130,611.38

2012 01 16					
2012 01 31					
2012 01 31					
2012 01 31					
2012 02 01					





	B006		http://www.cninfo.com.cn/finalpage/2012-01-31/60482066.PDF?www.cninfo.com.cn
2012-004	D11 A024	2012.02.09	http://www.cninfo.com.cn/finalpage/2012-02-09/60517479.PDF?www.cninfo.com.cn
2012-005	B3 B016	2012.02.14	http://www.cninfo.com.cn/finalpage/2012-02-14/60537656.PDF?www.cninfo.com.cn
2012-006	B3 B016	2012.02.14	http://www.cninfo.com.cn/finalpage/2012-02-14/60537658.PDF?www.cninfo.com.cn



			4-13/60823212.PDF?www.cninfo.com.cn
2012-016	D61 B011	2012.04.13	http://www.cninfo.com.cn/finalpage/2012-04-13/60823213.PDF?www.cninfo.com.cn
2012-017	D61 B011	2012.04.13	http://www.cninfo.com.cn/finalpage/2012-04-13/60823214.PDF?www.cninfo.com.cn
2012-018	D61 B011	2012.04.13	http://www.cninfo.com.cn/finalpage/2012-04-13/60823216.PDF?www.cninfo.com.cn
2011-019	D61 B011	2012.04.13	http://www.cninfo.com.cn/finalpage/2012-04-13/60823217.PDF?www.cninfo.com.cn
2011-020			



2012-028	2012	D3 A026	2012.05.15 http://www.cninfo.com.cn/finalpage/2012-05-15/61000827.PDF?www.cninfo.com.cn
2012-029	5%	A11 B007	2012.05.29 http://www.cninfo.com.cn/finalpage/2012-05-29/61057130.PDF?www.cninfo.com.cn
2012-030		A11 B007	2012.05.29 http://www.cninfo.com.cn/finalpage/2012-05-29/61057131.PDF?www.cninfo.com.cn
2012-031		D10 B007	2012.06.07 http://www.cninfo.com.cn/finalpage/2012-06-07/61101468.PDF?www.cninfo.com.cn
2012-032		D10 B007	2012.06.07 http://www.cninfo.com.cn/finalpage/2012-06-07/61101469.PDF?www.cninfo.com.cn
2012-033		D10 B007	2012.06.07 http://www.cninfo.com.cn/finalpage/2012-06-07/61101470.PDF?www.cninfo.com.cn
2012-034		D10 B012	2012.06.19 http://www.cninfo.com.cn/finalpage/2012-06-19/61152947.PDF?www.cninfo.com.cn
2012-035		D13 B002	2012.06.20 http://www.cninfo.com.cn/finalpage/2012-06-20/61158716.PDF?www.cninfo.com.cn

§

√ □

[Redacted]

[Redacted]

2012 7 23



2012 6 30

2012

1-6

.

1

	1	1,838,686,248.25	999,907,023.84
	2	5,116,187.86	11,533,341.62
	3	1,400,520,765.49	1,072,916,352.06
	4	222,470,120.63	94,145,712.61
	5	8,682,125.31	8,067,629.03
	6	699,680,891.39	470,483,098.57
		25,442.37	55,745.54
		4,175,181,781.30	2,657,108,903.27
	7	23,505,965.85	
	8	2,220,543,609.53	1,899,225,948.51
	9	969,424,302.44	494,694,149.89



	10	433,399,270.84	390,223,905.70
	10	85,557,522.36	62,282,501.01
	11	2,710,111.92	2,710,111.92
	12	75,372,763.38	55,333,022.60
	13	7,521,492.18	6,818,514.92
		3,818,035,038.50	2,911,288,154.55
		7,993,216,819.80	5,568,397,057.82
	15	1,571,730,077.06	1,925,658,884.80
	16	95,658,628.02	76,945,828.11
	17	1,167,488,616.47	1,011,759,301.45
	18	5,363,339.75	3,220,861.09
	19	40,973,623.43	69,870,672.29
	20	-47,483,730.23	-43,492,386.77
	21	5,250,000.00	2,100,000.00
	22	9,040,641.44	3,908,133.87
	23	254,198,730.11	240,314,710.11



		3,102,219,926.05	3,290,286,004.95
	24	74,000,000.00	105,000,000.00
		74,000,000.00	105,000,000.00
		3,176,219,926.05	3,395,286,004.95
	25	848,016,733.00	751,582,550.00
	26	2,625,678,170.52	401,333,494.77
	27		




		1,431,956,715.68	265,891,000.46
		5,116,187.86	
	1	1,151,325,028.87	693,387,356.16
		163,510,135.49	61,533,384.40
	2	211,050,108.58	89,985,573.51
		590,720,698.54	305,453,592.35
		3,553,678,875.02	1,416,250,906.88



		1,118,921,495.90	1,257,980,011.83
		50,510,762.87	22,234,546.44
		1,364,761,000.05	718,488,710.91
		1,575,917.31	549,282.82
		28,944,108.26	38,739,055.87
		-49,660,686.97	-30,685,629.73
		5,250,000.00	2,100,000.00
		5,364,663.56	









	289,488,176.00	161,855,881.35
	100,227,686.75	69,963,968.95
	140,280,067.37	65,626,143.17
	2,369,919,983.10	1,405,715,819.79
	150,997,750.24	135,220,709.22
	621,623.54	
	621,623.54	0
	1,169,459,930.07	636,679,894.71
	23,520,000.00	
	1,192,979,930.07	636,679,894.71
	-1,192,358,306.53	-636,679,894.71
	2,325,578,858.75	
	1,654,752,352.59	1,028,284,751.94
	95,675,260.83	27,472,636.40
	4,076,006,472.17	1,055,757,388.34
	2,027,181,160.33	509,614,603.82
	68,919,934.35	112,581,711.05
		16,106,720.22
	36,130,487.50	79,588,194.36



	742,693,747.00	16,382,192.38
	1,706,754,862.39	575,494,782.60
	-1,085,220,153.85	-493,706,005.68
	2,325,578,858.75	
	1,090,703,558.18	688,019,397.54
	42,507,961.89	26,515,154.11
	3,458,790,378.82	714,534,551.65
	1,242,262,074.11	270,200,799.18
	46,294,146.77	90,269,673.75
	23,276,492.37	56,475,698.36
	1,311,832,713.25	416,946,171.29
	2,146,957,665.57	297,588,380.36
	215,307.45	2,288,650.10
	1,190,097,184.74	-105,244,787.86
	219,900,227.45	290,616,801.04
	1,409,997,412.19	185,372,013.18

7

	751,582,550.00	401,333,494.77			87,291,695.12		847,160,822.35	-1,329,156.96	87,071,647.59	2,173,111,052.87
	751,582,550.00	401,333,494.77			87,291,695.12		847,160,822.35	-1,329,156.96	87,071,647.59	2,173,111,052.87
“ ”	96,434,183.00	2,224,344,675.75			24,166,384.09		290,425,981.64	-1,394,561.98	9,909,178.38	2,643,885,840.88
							314,592,365.73		9,909,178.38	324,501,544.11
								-1,394,561.98		-1,394,561.98
							314,592,365.73	-1,394,561.98	9,909,178.38	323,106,982.13
	96,434,183.00	2,224,344,675.75	0	0	0	0	0	0	0	2,320,778,858.75
1	96,434,183.00	2,224,344,675.75								2,320,778,858.75



2										
3										
	0	0	0	0	24,166,384.09		-24,166,384.09	0	0	0
1					24,166,384.09		-24,166,384.09			
2										
3										
4										



	848,016,733.00	2,625,678,170.52			111,458,079.21		1,137,586,803.99	-2,723,718.94	96,980,825.97	4,816,996,893.75

	375,791,275.00	777,124,769.77			47,494,587.66		434,098,224.65	4,809.77	75,129,197.95	1,709,642,864.80



	375,791,275.00	777,124,769.77			47,494,587.66		434,098,224.65	4,809.77	75,129,197.95	1,709,642,864.80
“ ”	375,791,275.00	-375,791,275.00								



2										
3										
4										



	751,582,550.00	401,333,494.77			87,291,695.12		650,467,000.99	1,890,674,740.88
“ ”	96,434,183.00	2,224,344,675.75			24,166,384.09		217,497,456.84	2,562,442,699.68
							241,663,840.93	241,663,840.93
							241,663,840.93	241,663,840.93
	96,434,183.00	2,224,344,675.75	0	0	0	0	0	2,320,778,858.75
1	96,434,183.00	2,224,344,675.75						2,320,778,858.75
2								
3								
	0	0	0	0	24,166,384.09		-24,166,384.09	0
1					24,166,384.09		-24,166,384.09	
2								
3								



	0	0	0	0	0	0	0
1							
2							
3							
4							
1							
2							
	848,016,733.00	2,625,678,170.52			111,458,079.21		867,964,457.83 4,453,117,440.56

	375,791,275.00	777,124,769.77			47,494,587.66		367,451,288.84 1,567,861,921.27



	375,791,275.00	777,124,769.77			47,494,587.66		367,451,288.84
“ ”	375,791,275.00	-375,791,275.00			39,797,107.46		283,015,712.15
							397,971,074.61
							397,971,074.61
	0	0	0	0	0	0	0
1							
2							
3							
	0	0	0	0	39,797,107.46	0	-114,955,362.46
1					39,797,107.46		-39,797,107.46
2							
3							-75,158,255.00
4							
	375,791,275.00	-375,791,275.00	0	0	0	0	0



3								
4								
1								
2								
	751,582,550.00	401,333,494.77			87,291,695.12		650,467,000.99	1,890,674,740.88

2012 1 6

1								
			“ ” “ ” “ ”				2007 7 27	
		“ ”						
		2001 6 25					2007 5	
2007	172							
	2007 6 26	2007						2011 3
	“ ”	“ ”					2,940	
17						“ ”		
	“ ”							
	2007 7 18						17	
2007 6 30			1 0.8					
			2008 613					
							A	3,000
		18.78						
[2008]	19		2008 5 22					
	12,000	2008 7 22						
	2009 4 17	2008				2008 12 31		12,000
			10 10			12,000		
24,000								2009
2427		2009 7 20						
	2010 2 26	2009				2009 12 31		24,000
			10 5			12,000		



36,000

[2010] 20

2010 3 30

2010 1255

2010 9 29

5

A 1,579.1275

33.01

50,621.998775

[2010] 90

37,579.1275

2010 12 13

2011 5 25

2010

2010 12 31

37,579.1275

10 10

37,579.1275

75,158.255

[2011] 49


2011 6 24

2012

2

6

50 50% , 50% ,




7



8



1



2


“ ”

”

“

9

1



C

D

(2)

A

B

C

D

(3)

(4)

(5)



--	--	--	--

10

1

100

10%

2

1

1

3		3		1%	1%
3				5%	5%
	1		1	10%	10%
1	2		2	30%	30%



2	3	3	50%	50%
3			100%	100%

3

4

11

(1)


--

(2)

--

(3)

--



4




5



12

1





, Q ~



3

A

B

C


A

C

D


E

4






2




20-30	5%	10%	3%-4.75%
10	5%	10%	9%-9.5%
10	5%	10%	9%-9.5%
5	5%	10%	18%-19%
5	5%	10%	18%-19%

3



4



“ 2 ”

“ 2 ”

”

5

15


1

2


“ ”

()

3




17



3

18

--



3

21

1
2
3

22

1

2
3

23

1
2

24

--



25

1

2

26

27



1

17%	15%	7%	3%	2%	1%	5%
17%	15%	7%	3%	2%	1%	5%
17%	25%	7%	3%	2%	1%	5%





1

1



	(%)	(%)	
	100	100	
	100	100	
	51	51	754.42
3			
		500	500
		5000	5000
		2000	2000
		30	186.565
		20	246.90
			LED
		100	202
		50	104
		3000	3000
	(%)	(%)	





		280,281.46			271,748.03
30,317.43	6.3249	191,754.71	1,122.00	6.3009	7,069.61
404.34	7.8710	3,182.56	445.14	8.1625	3,633.46
248,072.00	0.079648	19,758.44	301,988.00	0.081103	24,492.13
75,000.00	0.005534	415.05	75,000.00	0.005476	410.70
8,892.00	0.2083	1,852.50	21,968.00	0.2091	4,593.51
		1,809,647,563.89			906,708,863.43
		1,564,289,188.97			526,461,395.83
34,852,571.66	6.3249	220,439,030.50	59,147,291.43	6.3009	372,681,171.46
2,904,491.60	7.8710	22,861,253.39	464,038.11	8.1625	3,787,711.07
11,079,528.00	0.079648	882,462.25	5,396,976.00	0.081103	437,710.94
8,969,427.00	0.005534	49,636.81	18,244,087.00	0.005476	99,904.62
330,612.04	0.8152	269,521.55	330,578.43	0.8107	267,999.93
4,111,058.00	0.2083	856,470.42	14,217,932.00	0.2091	2,972,969.58
		28,541,439.64			



1	2012-5-7	2012-8-6	2,477,612.36
2	2012-5-28	2012-8-27	1,429,815.98
3	2012-3-7	2012-9-7	1,000,000.00
4	2012-3-28	2012-9-28	981,539.90
5	2012-1-20	2012-7-20	720,914.78
			6,609,883.02

3

1

			(%)	(%)
--	--	--	-----	-----

1:	1,420,344,654.73	100.00	19,823,889.24	1.40
	1,420,344,654.73	100.00	19,823,889.24	1.40

	1,420,344,654.73	100.00	19,823,889.24	1.40
--	------------------	--------	---------------	------

			(%)	(%)
--	--	--	-----	-----

1:	1,089,074,460.93	100.00	16,158,108.87	1.48
	1,089,074,460.93	100.00	16,158,108.87	1.48

	1,089,074,460.93	100.00	16,158,108.87	1.48
--	------------------	--------	---------------	------



	<input type="checkbox"/> √	<input type="checkbox"/>						
			(%)		(%)			
3			1,321,460,949.78	93.04	13,214,609.49	979,516,516.43	89.94	9,795,165.16
3			87,389,804.30	6.15	4,369,490.22	105,988,459.61	9.73	5,299,422.98
	1		8,503,241.31	0.60	850,324.13	2,027,780.45	0.19	202,778.05
1	2		2,143,868.95	0.15	643,160.68	597,899.70	0.05	179,369.91
2	3		200,971.35	0.01	100,485.68	524,863.94	0.05	262,431.97
3			645,819.04	0.05	645,819.04	418,940.80	0.04	418,940.80
			1,420,344,654.73	100	19,823,889.24	1,089,074,460.93	100	16,158,108.87

2 5%(5%)

√

3

√

4

√

5

			(%)	
1		381,672,957.22	1	26.87
2		133,368,369.81	1	9.39
3		105,385,518.58	1	7.42/1



□ □√

8

30.42%	2-4
--------	-----

4

1

		(%)		(%)
1	220,799,522.92	99.25	93,401,764.48	99.21
1 2	1,285,949.96	0.58	412,771.50	0.44
2 3	203,471.12	0.09		
3	181,176.63	0.08	331,176.63	0.35
	222,470,120.63	100.00	94,145,712.61	100.00

2

1	36,435,837.80	1
2	32,829,147.97	1
3	16,734,300.00	1
4	12,196,030.23	1
5	5,813,000.80	1
	104,008,316.80	

3 5%(5%)

□ □√

4

136.30%

5



		2011		2012			
		100%		100%			
		(%)		(%)			
2	3	12,900.00	0.14	6,450.00	12,100.00	0.15	6,050.00
3		5,500.00	0.06	5,500.00	6,500.00	0.08	6,500.00
		8,990,865.39	100.00	308,740.08	8,306,257.51	100.00	238,628.48

2 5%(5%)

3

4

5

				(%)
1		1,763,737.20	1	18.24%
2		650,500.00	1	6.73%
3		222,000.00	1-2	2.30%
4		200,000.00	1	2.07%
5		180,000.00	1	1.86%
		3,016,237.20		31.20%

6

7

6

1



236,215,651.96	1,305,347.08	234,910,304.88	187,488,462.19	2,030,241.17	185,458,221.02
175,947,040.90	543,658.43	175,403,382.47	129,197,638.38	471,187.19	128,726,451.19
96,518,852.23		96,518,852.23	51,508,181.49		51,508,181.49
193,872,571.88	1,024,220.07	192,848,351.81	105,794,184.67	1,003,939.80	104,790,244.87
702,554,116.97	2,873,225.58	699,680,891.39	473,988,466.73	3,505,368.16	470,483,098.57

2

2,030,241.17	179,563.02	904,457.11	1,305,347.08
471,187.19	72,471.24		543,658.43
1,003,939.80	20,280.27		1,024,220.07
3,505,368.16	272,314.53	904,457.11	2,873,225.58

3

FOM@rKS



	16,014,959.44	4,510,833.08	927,313.08	19,598,479.44
	6,230,319.58	922,213.66	926,409.60	6,226,123.64
	1,899,225,948.51			2,220,543,609.53
	810,082,181.04			964,761,926.04
	927,241,061.20			1,085,058,973.49
	119,367,044.96			127,174,799.74
	37,101,776.69			37,349,453.39
	5,433,884.62			6,198,456.87
	1,899,225,948.51			2,220,543,609.53
	810,082,181.04			964,761,926.04
	927,241,061.20			1,085,058,973.49
	119,367,044.96			127,174,799.74
	37,101,776.69			37,349,453.39
	5,433,884.62			6,198,456.87
	81,751,432.92	136,409,642.89		

2

3

4

5

6



6#	153,480,124.32	2,393,256.85	151,086,867.47
5#	16,546,945.35	753,368.64	15,793,576.71
8#	24,166,978.57	391,854.96	23,775,123.61
14#	32,992,801.55		32,992,801.55
15#	32,989,495.75		32,989,495.75
16#	33,001,702.70		33,001,702.70
	293,178,048.24	3,538,480.45	289,639,567.79

6#		2012	12
5#		2012	12
8#		2012	12
14#		2012	12
15#		2012	12
16#		2012	12

7	376,675,121.61		
---	----------------	--	--

2#	19,517,390.34	892,067.84	18,625,322.50
4#	77,189,949.45	3,462,898.42	73,727,051.03
7#	279,967,781.82	11,890,759.12	268,077,022.70
	376,675,121.61	16,245,725.38	360,429,396.23

9

1

	8,498,888.56	8,498,888.56	4,866,830.65	4,866,830.65
7#	37,441,711.01	37,441,711.01	25,780,025.60	25,780,025.60
9#	377,534,316.55	377,534,316.55	282,172,019.25	282,172,019.25
	187,045,747.88	187,045,747.88	170,547,327.67	170,547,327.67



	30,487,267.66	30,487,267.66	5,769,543.90	5,769,543.90
8#	41,498,616.30	41,498,616.30	199,556.50	199,556.50
10#	98,390,050.37	98,390,050.37	5,358,846.32	5,358,846.32
11#	79,661,141.65	79,661,141.65		
12#	257,197.44	257,197.44		
10#	103,905,739.00	103,905,739.00		
13#	2,484,409.62	2,484,409.62		
9#	2,219,216.40	2,219,216.40		
	969,424,302.44	969,424,302.44	494,694,149.89	494,694,149.89

2

	4,866,830.65	3,632,057.91		
7#	25,780,025.60	11,661,685.41		
9#	282,172,019.25	95,362,297.30		
	170,547,327.67	148,908,063.10	132,409,642.89	
	5,769,543.90	28,717,723.76	4,000,000.00	
8#	199,556.50	41,299,059.80		
10#	5,358,846.32	93,031,204.05		
11#		79,661,141.65		
12#		257,197.44		
10#		103,905,739.00		
13#		2,484,409.62		
9#		2,219,216.40		
	494,694,149.89	611,139,795.44	136,409,642.89	

(%)

(%)

			8,498,888.56
7#			37,441,711.01
9#	19,916,089.73	11,761,182.30	377,534,316.55
			187,045,747.88
			30,487,267.66
8#	651,482.44	651,482.44	41,498,616.30



	(%)	(%)	
10#	575,993.89	529,864.18	98,390,050.37
11#	296,784.38	296,784.38	79,661,141.65
12#	1,419.54	1,419.54	257,197.44
10#			103,905,739.00
13#			2,484,409.62
9#			2,219,216.40
	21,441,769.98	13,240,732.84	969,424,302.44

3

95.96%

10

1

	431,353,372.84	60,246,271.22	491,599,644.06
	131,888,539.52	21,176,180.87	153,064,720.39
	299,464,833.32	39,070,090.35	338,534,923.67
	41,129,467.14	17,070,906.08	58,200,373.22
	34,044,846.33	14,131,700.61	48,176,546.94
	7,084,620.81	2,939,205.47	10,023,826.28
	390,223,905.70		433,399,270.84
	97,843,693.19		104,888,173.45
	292,380,212.51		328,511,097.39
	390,223,905.70		433,399,270.84
	97,843,693.19		104,888,173.45
	292,380,212.51		328,511,097.39

2



2012

62,282,501.01	133,167,913.82	91,931,027.77	17,961,864.70	85,557,522.36
---------------	----------------	---------------	---------------	---------------

30.97%

14.83%

11



		3,525,011.83	3,032,906.86
		3,996,480.35	3,785,608.06
		7,521,492.18	6,818,514.92
2			
		24,681,297.10	17,199,873.18
		24,681,297.10	17,199,873.18
3			
2012	8,157,191.11	8,157,191.11	
2013	2,664,195.76	2,686,579.44	
2014	12,497,046.16	12,835,850.28	
2015	18,081,841.86	18,126,890.50	
2016	32,676,209.17	32,676,209.17	
2017	21,054,928.34		
	95,131,412.40	74,482,720.50	
4		20,053,6(,)106.5	,76(,)10(5)-6ET08
			20,078,961.54
			2,873,225.58



	19,902,105.51	4,008,206.50	904,457.11	23,005,854.90
--	---------------	--------------	------------	---------------

15

1 ,7,791,235,994.2

23,125,942.97

541,464,132.70

790,761,193.42



--	--	--

16

	95,658,628.02	76,945,828.11
	95,658,628.02	76,945,828.11

17

1

1	1,159,009,973.75	1,007,700,041.52
1-2	6,092,007.79	3,264,104.72
2-3	2,188,782.84	573,241.79
3	197,852.09	221,913.42
	1,167,488,616.47	1,011,759,301.45

2

5%(5%)

□ □√

18

1



1		5,363,339.75		3,220,861.09	
1-2					
2-3					
3					
		5,363,339.75		3,220,861.09	
2	5%(5%)				
□	□√				
19					
1					
		64,861,220.66	209,330,052.29	238,647,163.85	35,544,109.10
			24,819,373.18	24,819,373.18	
			23,491,468.44	23,491,468.44	
			14,813,921.07	14,813,921.07	
			5,922,270.26	5,922,270.26	
			1,352,100.50	1,352,100.50	
			620,644.86	620,644.86	
			782,531.75	782,531.75	
			3,961,653.28	3,961,653.28	
		4,472,268.99	3,955,370.51	3,412,424.16	5,015,215.34
		537,182.64	11,493.20	134,376.85	414,298.99
			56,645.00	56,645.00	
		69,870,672.29	265,626,055.90	294,523,104.76	40,973,623.43
2					
3					
		2012 6	2012 7		



22

1





	3,150,000.00	5,250,000.00	179,698,730.11
--	--------------	--------------	----------------

4

2010	8	25	18,000.00
		+	2
5,536,080.00			

24

1

	50,000,000.00	75,000,000.00
	24,000,000.00	30,000,000.00
	74,000,000.00	105,000,000.00

2

			%		
	2010-6-30	2014-6-30	6.258	50,000,000.00	75,000,000.00
	2007-2-14	2015-2-13	5.76	24,000,000.00	30,000,000.00
				74,000,000.00	105,000,000.00

25

1

			+		
	751,582,550.00	96,434,183.00		96,434,183.00	848,016,733.00



2

108			10	2012
			A	
9,643.4183	24.69		232,077.885875	
9,643.4183	222,434.467575			
	[2012]408A14			
	[2012]408A14		84,801.6733	
2012	5	7		

3

			2,000	
16.46%	5.32%			2010
12	1			2010 12
1				2010
			2,000	4,000
2012	2	17		
			5,800	
23.87	6.84%			2011
11	9			2011 11
8				
			2,000	
8.23	2.36%			2012
3	29			2012 3
28				



2012	6	30		10,728		44.15%
			12.65%			
2011	10	13				
			440			
			-			
			3			
					4,000	
4,000	×11%×		±360			
2011	8	10				
			330			
			-			
			31			
					3,000	
						3,000
×11%×			±360			
				2012	6	25

26

	399,403,479.13	2,224,344,675.75	2,623,748,154.88
	1,930,015.64		1,930,015.64
	401,333,494.77	2,224,344,675.75	2,625,678,170.52

25	2,224,344,675.75
----	------------------

27

	87,291,695.12	24,166,384.09	111,458,079.21
	87,291,695.12	24,166,384.09	111,458,079.21



28

	847,160,822.35	434,098,224.65
+		
-	847,160,822.35	434,098,224.65
	314,592,365.73	179,524,839.27
	24,166,384.09	



	755,161,067.90	571,604,180.57	354,890,278.43	272,591,130.47
	2,466,936,931.24	1,758,850,922.91	1,447,045,147.28	1,047,879,161.67

4

□√ □

	571,240,807.04	386,461,822.00	291,079,889.59	195,458,118.52
	1,895,696,124.20	1,372,389,100.91	1,155,965,257.69	852,421,043.15
	2,466,936,931.24	1,758,850,922.91	1,447,045,147.28	1,047,879,161.67

5

				%
1	545,870,622.62	366,750,965.86	21.43	25.01
2	249,940,062.61	146,910,438.62	9.81	10.02
3	231,438,416.20	95,073,753.07	9.08	6.48
4	156,433,522.08	77,977,290.99	6.14	5.32
5	143,280,810.85	75,893,716.14	5.62	5.18
	1,326,963,434.36	762,606,164.68	52.08	52.01

6

73.78%





11,816,821.53	10,870,433.81
---------------	---------------

31

55,627,237.66	29,202,289.27
---------------	---------------

90.49%

32

206,866,021.39	123,428,632.20
----------------	----------------

67.60%

33

55,679,201.51	23,937,367.91
---------------	---------------

7,834,829.16	5,206,040.17
--------------	--------------

423,080.71	7,255,861.73
------------	--------------

5,387,764.40	1,330,232.63
--------------	--------------

53,655,217.46	27,317,422.10
---------------	---------------

96.41%

34



2012

	215,815.60	
	215,815.60	
	3,680,000.00	15,321,200.00
	1,812,630.61	420,217.83
	5,708,446.21	15,741,417.83



2012

	869,055.18	
	869,055.18	
		24,606.97
	869,055.18	24,606.97
	869,055.18	
	869,055.18	
		24,606.97



P3		
P4		
S0	751,582,550.00	375,791,275.00
S1		375,791,275.00
Si	96,434,183.00	
Mi	3	
Sj		
Mj		
Sk		
M0	6	6
$S=S0+S1+Si*Mi/M0-Sj*Mj/M0-Sk$	799,799,641.50	751,582,550.00
X1		
$X2=S+X1$	799,799,641.50	751,582,550.00
/		
$Y1=P1/S$	0.39	0.24
$Y2=P2/S$	0.39	0.22
$Y3= P1 P3 /X2$	0.39	0.24
$Y4= P2 P4 /X2$	0.39	0.22



2012

2

3

4

-1,394,561.98 -130,611.38

5

-1,394,561.98 -130,611.38

-1,394,561.98 -130,611.38

41

1

57,090,063.66

17,751,859.71



	140,280,067.37	65,626,143.17
--	----------------	---------------

42

1

--	--	--

1

	324,501,544.11	186,513,171.71
	4,008,206.50	1,312,879.82
	81,751,432.92	45,448,784.09
	17,070,906.08	9,593,956.96
	8,335,985.69	3,847,500.04
“ ”	653,239.58	
“ ”		
“ ”		
“ ”	54,969,537.47	23,937,367.91
“ ”	14,034.15	
“ ”	-702,977.26	-517,835.48
“ ”		
“ ”	-228,565,650.24	-44,227,406.50
“ ”	-324,071,302.42	-136,528,030.84
“ ”	213,032,793.66	45,840,321.51
	150,997,750.24	





	(%)	(%)	
2,248	28.66	28.66	72860842-2
2			

	(%)	(%)	
100	100	100	79066405-4
50	100	100	77718267-5
5,920	88.85	88.85	76871079-8
150	51	51	72863230-X
500	100	100	66452985-5
30	100	100	
50	100	100	
1	100	100	
20	100	100	
2000	100	100	55524683-X
5000	100	100	58192480 9
100	100	100	



	(%)	(%)	
50	100	100	
3000	100	100	59136537-7

3

59360835-2

58309917-9

57287569-7

4

1 /

%

%

1,735,277.79 0.28

676,133.16 0.11

2

36,000,000.00	2007-2-14	2015-2-13
7,700,000.00	2012-6-14	2012-9-10
60,000,000.00	2012-6-5	2013-6-4
50,000,000.00	2011-7-8	2012-7-8
50,000,000.00	2011-7-20	2012-7-20
20,000,000.00	2012-4-6	2013-4-5
10,000,000.00	2012	





2 2010 11 2

2012 1 17

3 2012 6 6

, 12,000

7,200 60%

4,800 40%

4 2012 6 6

, 4,800 ,

5 2012 6 18

3,000

2

2012 7 23

2012 6 84,801.6733

10 2

1

2

3

4

5

6

7



1.				
2.				
3.	83,471.02		355.44	124,119.14
4.				
5.				
	83,471.02		355.44	124,119.14
	79,034.72			93,626.04

1

1

			(%)	(%)
	55,113,571.54	4.72		

1: 1,112,515,204.95 95.28 16,303,747.62 1.47

1,112,515,204.95 95.28 16,303,747.62 1.47

	1,167,628,776.49	100.00	16,303,747.62	1.40
--	------------------	--------	---------------	------

			(%)	(%)



2012

		(%)		(%)
	9,130,232.32	1.29		
1:	696,227,135.33	98.71	11,970,011.49	1.72
	696,227,135.33	98.71	11,970,011.49	1.72
	705,357,367.65	100.00	11,970,011.49	1.70

		(%)		(%)	
3	1,016,334,663.13	91.36	10,163,346.63	587,538,572.35	84.39
3	87,338,969.34	7.85	4,366,948.47	105,950,142.23	15.22
1	6,676,434.11	0.60	667,643.41	1,912,499.91	0.27
1 2	1,498,347.98	0.13	449,504.39	82,810.78	0.01
2 3	20,971.35	0.00	10,485.68	324,169.26	0.05
3	645,819.04	0.06	645,819.04	418,940.80	0.06
	1,112,515,204.95	100	16,303,747.62	696,227,135.33	100

2 5%(5%)

□ □√

3

□ □√

4

□ □√

131



巨潮资讯

www.cninfo.com.cn

中国证监会指定信息披露网站



5

			(%)
1	381,672,957.22	1	32.69
2	133,368,369.81	1	11.42
3	87,947,248.39	1	7.53
4	76,338,650.27	1	6.54
5	58,207,043.47	1	4.99
	737,534,269.16		63.17

6

		(%)
	42,653,620.14	3.65
	10,683,589.03	0.92
	1,167,633.58	0.10



			(%)		(%)	
1:	3,258,468.93	1.54	103,114.84	3.16		
	3,258,468.93	1.54	103,114.84	3.16		
	211,153,223.42	100.00	103,114.84	0.05		
			(%)		(%)	
	85,469,032.53	94.88	-	-		
1:	4,612,869.68	5.12	96,328.70	2.09		
	4,612,869.68	5.12	96,328.70	2.09		
	90,081,902.21	100.00	96,328.70	0.11		
□√	□					
		(%)		(%)		
3	1,989,715.20	61.06	19,897.15	3,765,369.68	81.63	37,653.70
3	927,153.73	28.46	46,357.69	620,500.00	13.45	31,025.00
1	338,600.00	10.39	33,860.00	221,500.00	4.80	22,150.00
1 2						
2 3						



		(%)			(%)	
3	3,000.00	0.09	3,000.00	5,500.00	0.12	5,500.00
	3,258,468.93	100.00	103,114.84	4,612,869.68	100.00	96,328.70

2 5%(5%)

3

4

5

--

6

			(%)
1	70,000,000.00	1	33.15
2	65,411,885.22	1	30.98
3	47,134,390.00	1	22.32
4	20,986,000.00	1	9.94
5	4,285,837.53	1	2.03
	207,818,112.75		98.42

7

		(%)
	70,000,000.00	33.15
	65,411,885.22	30.98
	47,134,390.00	22.32
	20,986,000.00	9.94
	4,285,837.53	2.03
	76,641.74	0.04



(%)

	(%)	(%)
	100	100
	88.85	88.85
	51.00	51.00
	100	100
	100	100
	100	100
	100	100
	100	100
	100	100
	100	100
	100	100
	100	100
	100	100
	100	100
	49	49

4

1

	1,821,641,325.53	941,706,442.59
	104,917,363.82	57,311,929.71
	1,926,558,689.35	999,018,372.30
	1,349,244,427.71	692,706,685.99
	83,585,487.81	55,562,096.07
	1,432,829,915.52	748,268,782.06

2

□ □√

3

□√ □



1,190,043,311.09	843,082,871.71	674,923,342.95	487,577,395.51
631,598,014.44	506,161,556.00	266,783,099.64	205,129,290.48
1,821,641,325.53	1,349,244,427.71	941,706,442.59	692,706,685.99

4

□√ □

557,930,474.86	436,172,748.43	297,513,871.96	238,508,474.54
1,263,710,850.67	913,071,679.28	644,192,570.63	454,198,211.45
1,821,641,325.53	1,349,244,427.71	941,706,442.59	692,706,685.99

5

			%	
1	545,870,622.62	366,750,965.86	28.33	36.71
2	249,940,062.61	75,893,716.14	12.97	7.60
3	143,280,810.85	56,164,995.52	7.44	5.62
4	142,071,031.01	38,053,832.00	7.37	3.81
5	101,068,357.18	33,836,090.00	5.25	3.39
	1,182,230,884.27	570,699,599.52	61.36	57.13



2012

	“ ”	-465,006,561.46	-140,108,706.29
	“ ”	527,883,199.44	72,860,390.87
		128,144,365.57	88,584,187.36
2			
3		1,409,997,412.19	185,372,013.18
		219,900,227.45	290,616,801.04
		1,190,097,184.74	-105,244,787.86
2			
		1,409,997,412.19	185,372,013.18
		84,234.71	108,753.14
		1,409,913,177.48	185,263,260.04
		1,409,997,412.19	185,372,013.18
3			
		1,431,956,715.68	299,622,117.33
		21,959,303.49	114,250,104.15
		1,409,997,412.19	185,372,013.18



2012

	219,900,227.45	290,616,801.04
/	1,190,097,184.74	-105,244,787.86

1

	-653,239.58	
	3,680,000.00	15,321,200.00



	1,011,872.97	2,359,728.71
	81,142.98	-19.71
	3,746,375.08	14,663,231.74

2

1

√

2

√

3

1



2012

	M0	9.24%	10.41%
	E1	3,746,375.08	14,663,231.74
	$E2 = E0 + P1/2 + E_i * M_i /$		
	$M0 - E_j * M_j / M0 + E_k * M$	310,845,990.65	164,861,607.53
	$k / M0$		
	$Y1 = P1 / E2$	9.13%	9.56%
2			
	0.39	0.24	0.39
	0.39	0.22	0.39

2012 7 23

§

1

2

3

4