



GoerTek Inc.



002241





.....	3
.....	5
.....	7
.....	11
.....	17
.....	25
.....	27
.....	52
.....	54
.....	62
.....	130



GoerTek Inc.

GoerTek

002241

268

268

261031

<http://www.goertek.com>

ir@goertek.com

	268	268
	0536-8525688	0536-8525688
	0536-8525669	0536-8525669
	ir@goertek.com	ir@goertek.com

<http://www.cninfo.com.cn>

2001 6 25



2007 7 27

2008 7 22

370700228078705

370705729253432

72925343- 2

18

B

11



	2008
	149,124,909.47
	154,092,282.82
	122,623,252.75
	117,910,385.32
	53,585,429.93

	5,960,901.94
	69,063.52
	-400,232.54
	718,517.66
	198,347.83
	4,712,867.43

1

	2008	2007	%	2006
	1,012,441,865.85	644,718,100.20	57.04%	210,772,810.11
	154,092,282.82	95,883,777.13	60.71%	29,392,851.59
	122,623,252.75	77,072,815.56	59.10%	25,162,485.00
	117,910,385.32	75,166,051.42	56.87%	25,079,146.89



	53, 585, 429. 93	33, 865, 136. 25	58. 23%	83, 103, 322. 19
	2008	2007	%	2006
	1, 426, 906, 138. 19	656, 109, 990. 85	117. 48%	574, 554, 356. 11
	811, 672, 307. 82	156, 938, 185. 35	417. 19%	126, 623, 482. 58
	120, 000, 000. 00	90, 000, 000. 00	33. 33%	20, 686, 100. 84

2006

"

"

2

	2008	2007	%	2006
	1. 14	0. 86	32. 56%	1. 22
	1. 14	0. 86	32. 56%	1. 22
	1. 10	0. 84	30. 95%	1. 21
	15. 11%	49. 11%	- 34. 00%	19. 87%
	23. 19%	49. 84%	- 26. 65%	24. 90%
	14. 53%	47. 90%	- 33. 37%	19. 81%
	22. 40%	48. 61%	- 26. 21%	24. 81%
	0. 45	0. 38	18. 42%	4. 02
	2008	2007	%	2006
	6. 76	1. 74	288. 51%	6. 12

2006

"

"

3



1




	90,000,000	100.00%	0	0	0	0	0	90,000,000	75.00%
1	0	0.00%	0	0	0	0	0	0	0.00%
2	0	0.00%	0	0	0	0	0	0	0.00%
3	47,125,000	52.36%	0	0	0	0	0	47,125,000	39.27%
	42,500,000	47.22%	0	0	0	0	0	42,500,000	35.42%
	4,625,000	5.14%	0	0	0	0	0	4,625,000	3.85%
4	0	0.00%	0	0	0	0	0	0	0.00%
	0	0.00%	0	0	0	0	0	0	0.00%
	0	0.00%	0	0	0	0	0	0	0.00%
5	42,875,000	47.64%	0	0	0	0	0	42,875,000	35.73%
	0	0.00%	30,000,000	0	0	0	30,000,000	30,000,000	25.00%
1	0	0.00%	30,000,000	0	0	0	30,000,000	30,000,000	25.00%
2	0	0.00%	0	0	0	0	0	0	0.00%
3	0	0.00%	0	0	0	0	0	0	0.00%
4	0	0.00%	0	0	0	0	0	0	0.00%
	90,000,000	100.00%	30,000,000	0	0	0	30,000,000	120,000,000	100.00%

2

	40,500,000	0	0	40,500,000		2011.05.21



ESSE RYNDI 660085 4400K





A 2,400 2008 05 22
 600 2008 08 22

3

1

	4620				
10					
		33.75%	40,500,000	40,500,000	0



- 005L - FH002	1, 756, 808	
	1, 742, 974	
	1, 700, 000	
	1, 480, 701	
	1, 283, 279	
	1, 241, 822	
	719, 383	

2

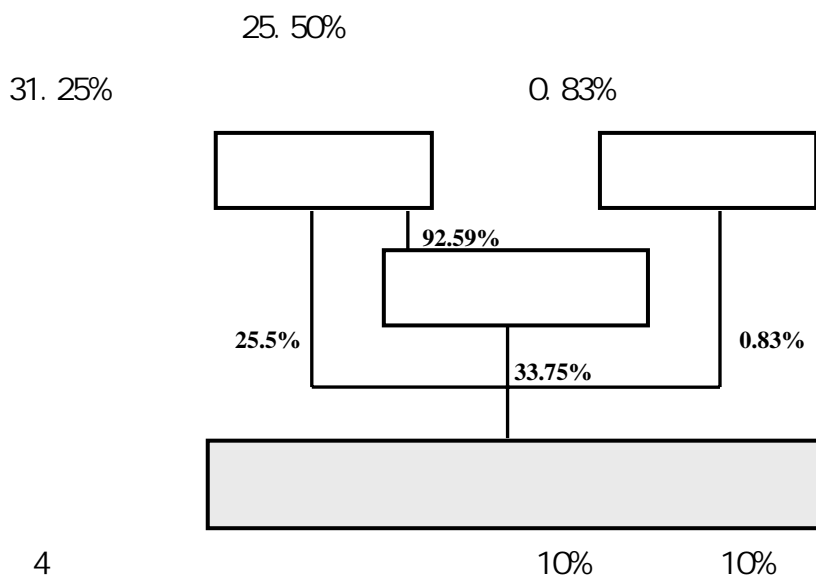
2001

04 24


2, 248

SCHO E 522

3



4





5

1

2001

20

2005



MICROTEST

2001

29

2006

26 IT

/



2

2004 MENS
2003 863 973 26 3

2001

16

2001

14

3

" "

2003



21

2004

-



		()	
		34	
		29	
		26	
		24	
		5	
		5	
		5	
		5	
		5	
		26	
		17	
		8	
		26	
		26	
		26	
		24	
		24	

()

			%
		2505	70.38%
		91	2.56%
		729	20.48%
		29	0.82%
		205	5.76%
		3559	100.00%
		2465	69.26%
		650	18.26%
		363	10.20%
		76	2.14%
		5	0.14%
		3559	100.00%



1

2

3

4

5



6

7



5

1

2008

2009 03 17

<http://www.cninfo.com.cn>

2

“ ”

2009

2008 12 31

2009 03 17

<http://www.cninfo.com.cn>

3





1	2		
	3		
	4		
	5		
3			—
4			—
5			—
6			—
7			—
1			—
1		1	
		2	
		3	
			2008
			2008
2			
3			
4			2008
2			—
1			
2			



3	
4	
5	2008 2009
6	
7	

[2008] 27

2008

2008 06

2008 07

2008 07 23

"

"

"

"

2008 07 28



"

"

"

"

07 29

2008 08 -10

"

"

"

"



3

2008

2007

2008

2008

2008 01 12

A-1

1 < > <
>

2

" "

2007

2008 06 27

A-1

1

2

3 < > < >

4 12,000

5 2007

6 2007

7 2007

8 2007

9

10

11 < >



2008 06 28

<http://www.cninfo.com.cn>

2008

2008 11 25

A-1

1 < >

2 < >

2008 11 26

<http://www.cninfo.com.cn>



1				
			2008	
101,244.19				
	57.04%	54.78%	59.10%	
2008				
1				
	57.04%			
				54.78% 60.71%
59.10%		58.23%		
	32.56%			

			2008	12,000
	2008	1.02	18.60%	
2008			(A)	2008
12,262.33	2008		417.19%	117.48%
	2008			34



	2008	2007	%	2006
	101,244.19	64,471.81	57.04%	21,077.28
	14,912.49	9,634.34	54.78%	2,930.95
	15,409.23	9,588.38	60.71%	2,939.29
	12,262.33	7,707.28	59.10%	2,516.25
	1.14	0.86	32.56%	1.22
	15.11%	49.11%	-34.00%	19.87%
	5,358.54	3,386.51	58.23%	8,310.33
	2008	2007	%	2006
	142,690.61	65,611.00	117.48%	57,455.44
	81,167.23	15,693.82	417.19%	12,662.35
	12,000.00	9,000.00	33.33%	2,068.61

2

15% 12.2 6% 1.5
Net book

2008 98,880.04 56.03%

			(%)	%	%	%
	98,880.04	70,262.20	28.94%	56.03%	56.02%	0.01%
	98,880.04	70,262.20	28.94%	56.03%	56.02%	0.01%
	98,880.04	70,262.20	28.94%	56.03%	56.02%	0.01%



3C

63.92% 2.17%

	35,673.43	47.19%
	63,206.62	61.51%
	98,880.04	56.03%

2

2008

30%

3

2007 60%

4

28.82% 0.56%

	2008	2007		2006
	28.82%	28.26%	0.56%	32.33%

5

	2008	2007		2006
	61.21%	57.56%	3.65%	59.15%
	8,027.30	9,909.70	-19.00%	1,942.79



	45.08%	65.41%	-20.33%	38.45%
	2008	2007		2006
	26.13%	15.49%	10.64%	28.19%
	2,355.46	2,508.40	-6.10%	1,485.79
	14.35%	18.74%	-4.39%	19.81%

30%

30%

5%

6

596.09

5%

10%

	596.09
	6.91
	-40.02
	71.85
	19.83
	471.29



7

109.88%

	2008	2007		2006
	2,293.23	1,092.62	109.88%	691.09
	9,268.45	5,554.66	66.86%	2,757.14
	2,418.44	1,664.78	45.27%	245.46
	1,813.00	1,213.43	49.41%	537.79



8

	2008	2009	

2008

1%

0.2%

9

		()
		34
		29
		26
		24
		5
		5
		5
		5
		5
		26
		17
		8
		26
		26
		26



		24
		24

10

1

	(m ²)					
516951	20,789	3,896.41				
516296	16,699	2,375.67				
516893	14,801	3,093.70				
00001326	16,984	2610.45				

		m ²				
2007	E094	19,208	764.14			
2007	E114	11,614	561.19			
2007	E112	10,416	504.35			
2007	E115	13,751	450.51			



2005	E073	15, 101	600. 91				
2007	E113	19, 427	576. 45				

	/					
SM	60	3, 146				
	160	1, 842				
	39	1, 999				
	150	3, 002				
	13	532				
	55	706				
	8	710				

2

	2008		2007		
	46, 380. 66	32. 50%	6, 739. 66	10. 27%	588. 18%
	17, 427. 47	12. 21%	14, 848. 60	22. 63%	17. 37%
	18, 267. 71	12. 80%	8, 741. 98	13. 32%	108. 97%
	39, 882. 39	27. 95%	26, 018. 34	39. 66%	53. 29%
	12, 949. 25	9. 08%	2, 147. 83	3. 27%	502. 90%
	4, 398. 03	3. 08%	4, 286. 03	6. 53%	2. 61%
	142, 690. 61	100. 00%	65, 611. 00	100. 00%	117. 48%

A 3, 000

53, 239. 86

5, 358. 54

2008

588. 18%

17. 37%

1

98%



108.97%

202.87%

57.04%

2008

	2008	2007	
--	------	------	--



2008 12 31 50
 2008 12 31 74 60
 2008 -3
 2640
 2008 12 31 50,529
 25,245 2008 5,336 , 99.79%

	2008	2007	
	50,581.30	32,625.71	55.04%
	4,661.16	3,028.55	55.99%
	5,256.27	2,335.03	125.11%
	5,335.61	2,670.67	99.79%
	4,001.71	2,003.00	99.79%
2008	19,386	55.04%	

2008 12 31 500
 2008 12 31 228
 121 2008 -38
 100%
 1.5
 2008 12 31 33 -161 2008
 -195
 100%
 1
 2008 12 31 20 7 2008 -2
 30
 2008 12 31



53	50	2008	-214	
				50
		2008 12 31	48	48
2008	-2			
6				

	2008	2007		2006
	25,764.02	17,470.00	47.47%	14,970.00
	16,419.49	13,386.39	22.66%	7,501.48
	7,000.00	8,750.00	-20.00%	1,409.72

47.47%

7

	2008	2007	2006
	38.71%	72.21%	74.80%
	1.76	0.85	1.01
	1.38	0.62	0.83
	9.03	8.08	25.84

2008

2007

2008 5

8

	2008	2007	2006
	6.27	6.48	5.24
	57	56	69
	5.34	5.69	2.75
	67	63	131



9

	2008	2007	2006
	98, 880. 04	63, 372	15, 014
	4, 594. 46	2, 675	582
	4. 65%	4. 22%	3. 88%

65

20

1			200810013977. 1		2008. 01. 29
2			200810013978. 6		2008. 01. 29
3			200810013979. 0		2008. 01. 29
4			200810057874. 5		2008. 02. 20
5			200810014688. 3		2008. 03. 01
6			200810014687. 9		2008. 03. 01
7			200810014778. 2		2008. 03. 21
8			200810138196. 5		2008. 07. 12
9			200810139099. 8		2008. 08. 26
10			PCT/CN2008/072 313	PCT	2008. 09. 10
11			200810224122. X		2008. 10. 15
12			200810224123. 4		2008. 10. 15



13			200810158278.6		2008.10.28
14			200810160016.3		2008.11.07
15			200810225788.0		2008.11.12
16			200810239110.8		2008.12.09
17			200810238494.1		2008.12.17
18			097149148		2008.12.17
19			097149136		2008.12.17
20			097149141		2008.12.17

10

	2008	2007		2006
	5,358.54	3,386.51	58.23%	8,310.33
	-26,738.05	-12,566.79	112.77%	-9,706.57
	57,871.89	6,985.73	728.43%	10,222.92
	36,361.89	-2,561.49	-	8,790.65

2008

2008

2008

13,596.23

5,358.54

1

2008



2008

11

2008

2

10

/

3

,



4

2009

9%

3%

1

2

MENS

DSP

3



4

5

2008 5

6

1

2

3



4

5

6

7

2008 12

2008

15%

2008 12

[2009] 12

2008

2007



2012 15%

" "

14% 17%

1

[2008] 613

" " " " "

A 3,000 1

18.78

563,400,000.00

22,200,000.00

541,200,000.00

97,876,700.00

2008 5 19

0302012010010170

443,323,300.00

2008 5

19

397174292308094001

2008 5 22

397174292308094001

8,801,357.28

532,398,642.72

2008 19

2008 05 22

A 3 000



532,398,642.72	83,197,512.34	148,033,948.30	228,570,000.00	227,826,900.00	2,117,967.41	302,542,049.49

2

2008 2

2008 12 31

:

		0302012010010170	43,881,376.05
		397174292308094001	248,109,837.41
		397100569068094001	10,550,836.03
			302,542,049.49



3

53, 239. 86



	/	MEMS
	2008 6 27	2007
	2008 6 6	2,874.93
		MMS
		2,874.93
	5,444.82	2008 10 15
		5,444.82
	2008 6 27	2007
22,782.69		2008 12 26
	2008 6 27	2007
	74.53	





http://www.cni.nfo.com.cn

5 2008 08 18

< 2008 > <

2008 > 2

2008 08 19

http://www.cni.nfo.com.cn

6 2008 10 15

3

2008 10 16

http://www.cni.nfo.com.cn

7 2008 10 19

2008 10 20

http://www.cni.nfo.com.cn

8 2008 10 23

2008 > <

2008

2008 10 24

http://www.cni.nfo.com.cn

9 2008 10 28

< > 6

2008 10 29

http://www.cni.nfo.com.cn

1 2008 06 27 2007 2008

7

2 2008 06 27 2007

2008



3 2008 11 25 2008 2008
12

1
2008

2
2008

3
2008

2008

2008

118,456,297.85 11,845,629.79 2008

106,610,668.06

33,270,352.20 139,881,020.26

526,696,057.02

2008 12,000

10 3 36,000,000.00

103,881,020.26

2008

12,000 10 10 12,000

24,000

406,696,057.02



2007	0.00	7,707.28	0.00%
2006	0.00	2,516.25	0.00%
2005	0.00	1,461.60	0.00%

2008 6 27 2007

1

2

3

4

5

6

"

"

7



2008 4
1 2008 06 06

<
> < >
<2007 > 2007
2007 7
2008 06 07
<http://www.cniinfo.com.cn>
2 2008 08 18
< 2008 > <
2008 >
2008 08 19
<http://www.cniinfo.com.cn>
3 2008 10 15

2008 10 16
<http://www.cniinfo.com.cn>
4 2008 10 23
< 2008 > <
2008 >
2008 10 24
<http://www.cniinfo.com.cn>



1

2008

2

2008

3

4

2008

5

2008



1 3000
5%
2
3
100%
100%
380 100% 18000
100%
2008 08 18
4
2009 03 16



2009 523

2008

2009 3 16

" " 2008
[2009] 521

[2003] 56

2008

"

[2003] 56

2008

[2003] 56

2008

2008


2008

.



:

				2008	2008	2008	2008	2008		
				- 3, 214. 03	24, 150. 85		22, 319. 47	- 5, 045. 41		
				- 460. 43	619. 75		476. 58	- 603. 60		
					60. 00		60. 00			
					761. 33		761. 33			
				- 3, 674. 46	25, 591. 93		23, 617. 38	- 5, 649. 01		
				- 3, 674. 46	25, 591. 93		23, 617. 38	- 5, 649. 01		



0.00



4

2003 56

50%

3

4

5%

1

" 1

2

"

2

5%

1



2

1

2

3

4

2008

35



1	2008-001		2008. 06. 07	
2	2008-002		2008. 06. 07	
3	2008-003		2008. 06. 07	
4	2008-004		2008. 06. 07	
5	2008-005		2008. 06. 07	
6	2008-006	2007	2008. 06. 07	
7	2008-007		2008. 06. 07	
8	2008-008		2008. 06. 19	
9	2008-009		2008. 06. 19	
10	2008-010	2008 1-6	2008. 06. 19	
11	2008-011	2007	2008. 06. 25	
12	2008-012		2008. 07. 04	
13	2008-013	2007	2008. 06. 27	
14	2008-014		2008. 07. 22	
15	2008-015		2008. 07. 28	
16	2008-016	" "	2008. 07. 28	
17	2008-017	2008	2008. 07. 29	
18	2008-018	" "	2008. 07. 31	
19	2008-019		2008. 08. 18	



20	2008-020		2008. 08. 18	
21	2008-021		2008. 08. 18	
22	2008-022	2008	2008. 08. 18	
23	2008-023		2008. 10. 15	
24	2008-024		2008. 10. 15	
25	2008-025		2008. 08. 15	
26	2008-026		2008. 10. 15	
27	2008-027		2008. 10. 15	
28	2008-028		2008. 10. 19	
29	2008-029	2008	2008. 10. 23	
30	2008-030		2008. 10. 25	2008 ₀₃ 0. 28
31	2008-031		2008. 10. 28	
32	2008-032	2008	08. 1. 5 08. 0. 25	



1

2

3



1

2009 521

" "

2008

12 31

2008

1

2

3

2008 12 31

2008

.



2

1

1

2008 12 31

	2008 12 31		2007 12 31	
	463,806,636.17	393,205,071.61	67,396,562.87	24,461,243.27
	10,139,728.27	9,141,537.47	7,423,630.27	7,244,930.65
	174,274,695.89	110,890,716.21	148,486,045.75	122,801,720.43
	15,087,278.67	9,780,886.08	12,613,734.98	4,067,764.86
	2,502,792.69	57,825,151.68	4,378,333.03	38,632,137.54
	182,677,145.05	119,227,929.27	87,419,782.17	54,064,716.57
	848,488,276.74	700,071,292.32	327,718,089.07	251,272,513.32
		150,099,431.23		61,668,285.93
	398,823,934.21	155,450,783.96	260,183,396.97	79,972,731.70
	129,492,462.93	122,764,624.37	21,478,332.82	13,351,410.55
	43,980,259.99	20,792,282.72	42,860,348.44	19,647,720.15



	1, 743, 540. 56			
	3, 591, 054. 42	520, 000. 00	2, 682, 126. 71	
	786, 609. 34	561, 342. 45	1, 187, 696. 84	346, 601. 27
	578, 417, 861. 45	450, 188, 464. 73	328, 391, 901. 78	174, 986, 749. 60
	1, 426, 906, 138. 19	1, 150, 259, 757. 05	656, 109, 990. 85	426, 259, 262. 92

2

2

2008 12 31

	2008 12 31		2007 12 31	
	257, 640, 231. 19	192, 809, 092. 73	174, 700, 000. 00	144, 700, 000. 00
	5, 895, 364. 82		6, 250, 000. 00	6, 250, 000. 00
	164, 194, 887. 45	108, 128, 855. 41	133, 863, 877. 31	88, 244, 401. 82
	2, 054, 073. 23	133, 345. 78	2, 800, 154. 27	180, 760. 45
	12, 486, 040. 54	8, 372, 109. 68	12, 669, 916. 34	8, 970, 738. 85
	-2, 140, 626. 28	-2, 283, 879. 35	5, 491, 287. 97	7, 671, 277. 19
	24, 686, 579. 47	23, 480, 819. 93	48, 973, 207. 72	527, 612. 31
	17, 500, 000. 00	17, 500, 000. 00	571, 390. 20	
	482, 316, 550. 42	348, 140, 344. 18	385, 319, 833. 81	256, 544, 790. 62
	70, 000, 000. 00		87, 500, 000. 00	17, 500, 000. 00
			950, 000. 00	950, 000. 00



	70,000,000.00		88,450,000.00	18,450,000.00
	552,316,550.42	348,140,344.18	473,769,833.81	274,994,790.62
	120,000,000.00	120,000,000.00	90,000,000.00	90,000,000.00
	526,696,057.02	526,696,057.02	24,297,414.30	24,297,414.30
	15,542,335.59	15,542,335.59	3,696,705.80	3,696,705.80
	149,721,688.21	139,881,020.26	38,944,065.25	33,270,352.20
	-287,773.00			
	811,672,307.82	802,119,412.87	156,938,185.35	151,264,472.30
	62,917,279.95		25,401,971.69	
	874,589,587.77	802,119,412.87	182,340,157.04	151,264,472.30
	1,426,906,138.19	1,150,259,757.05	656,109,990.85	426,259,262.92

3

2008 1-12

	2008		2007	
	1,012,441,865.85	567,287,961.49	644,718,100.20	386,362,446.66
	720,643,354.51	375,957,538.04	462,523,142.81	256,830,727.76
	1,399,048.81	1,333,975.28	1,001,465.43	957,860.99
	22,932,315.05	10,785,266.91	10,926,233.87	6,554,349.88
	92,684,481.91	45,643,977.81	55,546,642.44	29,330,343.67
	24,184,439.53	12,971,636.26	16,647,840.12	8,561,504.38
	1,473,316.57	794,545.82	1,729,392.22	1,065,187.84
		12,061,004.56		
	149,124,909.47	131,862,025.93	96,343,383.31	83,062,472.14
	6,317,804.28	5,404,561.54	2,236,278.39	1,791,210.63
	1,350,430.93	1,318,803.38	2,695,884.57	2,595,697.46
:	261,931.89	256,803.42		
	154,092,282.82	135,947,784.09	95,883,777.13	82,257,985.31



	18,129,994.92	17,491,486.24	12,134,276.15	12,629,921.72
	135,962,287.90	118,456,297.85	83,749,500.98	69,628,063.59
:			721,992.52	
	122,623,252.75		77,072,815.56	
	13,339,035.15		6,676,685.42	
	1.14		0.86	
	1.14		0.86	

4

2008 1-12

	2008		2007	
	1,009,553,961.99	577,728,626.52	593,387,452.40	340,111,475.43
	30,765,223.79	2,492,023.78	14,461,581.03	767,268.29
	11,493,893.39	8,253,476.17		
	1,051,813,079.17	588,474,126.47	607,849,033.43	340,878,743.72
	810,447,510.38	410,971,371.20	428,280,219.61	244,774,024.73
	90,903,376.53	54,119,268.18	75,427,027.71	51,120,264.21
	49,015,155.59	44,227,414.90	36,767,077.90	35,902,851.87
	47,861,606.74	22,510,503.61	33,509,571.96	20,964,011.80
	998,227,649.24	531,828,557.89	573,983,897.18	352,761,152.61
	53,585,429.93	56,645,568.58	33,865,136.25	-11,882,408.89
		12,061,004.56		
	64,813.20	61,200.00		
	87,300,690.56	248,530,628.04	204,450,773.37	240,623,352.56
	87,365,503.76	260,652,832.60	204,450,773.37	240,623,352.56
	257,822,529.93	166,386,710.30	113,190,237.34	41,044,234.99
		88,299,752.50		5,000,000.00
	-100,088.85	131,392.80	57,721,453.98	57,721,453.98



	97, 023, 518. 81	257, 057, 388. 60	159, 206, 989. 74	151, 452, 117. 93
	354, 745, 959. 89	511, 875, 244. 20	330, 118, 681. 06	255, 217, 806. 90
	-267, 380, 456. 13	-251, 222, 411. 60	-125, 667, 907. 69	-14, 594, 454. 34
	569, 909, 250. 00	541, 200, 000. 00		
	28, 709, 250. 00			
	271, 000, 000. 00	206, 000, 000. 00	311, 866, 460. 00	191, 866, 460. 00
	108, 641, 365. 60	102, 085, 760. 26		
	949, 550, 615. 60	849, 285, 760. 26	311, 866, 460. 00	191, 866, 460. 00
	204, 700, 000. 00	164, 700, 000. 00	228, 463, 700. 00	198, 463, 700. 00
	24, 326, 710. 66	13, 904, 753. 67	13, 545, 429. 22	7, 579, 337. 92
	4, 020, 334. 85			
	141, 805, 007. 56	115, 109, 439. 68		
	370, 831, 718. 22	293, 714, 193. 35	242, 009, 129. 22	206, 043, 037. 92
	578, 718, 897. 38	555, 571, 566. 91	69, 857, 330. 78	-14, 176, 577. 92
	-1, 305, 018. 04	-221, 848. 67	-3, 669, 410. 44	-1, 920, 164. 49
	363, 618, 853. 14	360, 772, 875. 22	-25, 614, 851. 10	-42, 573, 605. 64
	67, 396, 562. 87	24, 461, 243. 27	93, 011, 413. 97	67, 034, 848. 91
	431, 015, 416. 01	385, 234, 118. 49	67, 396, 562. 87	24, 461, 243. 27



5

	2008								
	90,000,000.00	24,297,414.30		3,696,705.80		38,944,065.25		25,401,971.69	182,340,157.04
	90,000,000.00	24,297,414.30		3,696,705.80		38,944,065.25		25,401,971.69	182,340,157.04
" - "	30,000,000.00	502,398,642.72		11,845,629.79		110,777,622.96	-287,773.00	37,515,308.26	692,249,430.73
						122,623,252.75		13,339,035.15	135,962,287.90
1									
2									
3									
4									
						122,623,252.75		13,339,035.15	135,962,287.90
	30,000,000.00	502,398,642.72					-287,773.00	28,196,607.96	560,307,477.68
1	30,000,000.00	502,398,642.72						28,196,607.96	560,595,250.68
2									
3							-287,773.00		-287,773.00
				11,845,629.79		-11,845,629.79		-4,020,334.85	-4,020,334.85
1				11,845,629.79		-11,845,629.79		-4,020,334.85	-4,020,334.85



2									
3									
4									
1									
2									
3									
4									
	120,000,000.00	526,696,057.02		15,542,335.59		149,721,688.21	-287,773.00	62,917,279.95	874,589,587.77

	2007								
	20,686,100.84	33,591,457.70		17,032,449.20		55,313,474.84		18,182,147.54	144,805,630.12
	20,686,100.84	33,591,457.70		17,032,449.20		55,313,474.84		18,182,147.54	144,805,630.12
" - "	69,313,899.16	-9,294,043.40		-13,335,743.40		-16,369,409.59		7,219,824.15	37,534,526.92
						77,072,815.56		6,676,685.42	83,749,500.98
		-31,661,442.06		-2,233,183.69		7,136,512.96		543,138.73	-26,214,974.06
1									
2									
3									
4		-31,661,442.06		-2,233,183.69		7,136,512.96		543,138.73	-26,214,974.06



		- 31, 661, 442. 06		- 2, 233, 183. 69		84, 209, 328. 52		7, 219, 824. 15	57, 534, 526. 92
1									
2									
3									
	39, 313, 899. 16			3, 696, 705. 80		- 63, 010, 604. 96			- 20, 000, 000. 00
1				3, 696, 705. 80		- 3, 696, 705. 80			
2						- 20, 000, 000. 00			- 20, 000, 000. 00
3	39, 313, 899. 16					- 39, 313, 899. 16			
4									
	30, 000, 000. 00	22, 367, 398. 66		- 14, 799, 265. 5 1		- 37, 568, 133. 15			
1									
2									
3									
4	30, 000, 000. 00	22, 367, 398. 66		- 14, 799, 265. 5 1		- 37, 568, 133. 15			
	90, 000, 000. 00	24, 297, 414. 30		3, 696, 705. 80		38, 944, 065. 25		25, 401, 971. 69	182, 340, 157. 04

6

	2008					
	90, 000, 000. 00	24, 297, 414. 30		3, 696, 705. 80	33, 270, 352. 20	151, 264, 472. 30
1						
2						



	90,000,000.00	24,297,414.30		3,696,705.80	33,270,352.20	151,264,472.30
" - "	30,000,000.00	502,398,642.72		11,845,629.79	106,610,668.06	650,854,940.57
					118,456,297.85	118,456,297.85
1						
2						
3						
4						
					118,456,297.85	118,456,297.85
	30,000,000.00	502,398,642.72				532,398,642.72
1	30,000,000.00	502,398,642.72				532,398,642.72
2						
3						
3						

	20,686,100.84	750,000.00		17,032,449.20	64,221,026.72	102,689,576.76
" -"	69,313,899.16	23,547,414.30		-13,335,743.40	-30,950,674.52	48,574,895.54
					69,628,063.59	69,628,063.59
		1,180,015.64		-2,233,183.69		-1,053,168.05
		1,180,015.64		-2,233,183.69		-1,053,168.05
		1,180,015.64		-2,233,183.69	69,628,063.59	68,574,895.54



3

2008

1

" " " " " "

2007 7 27

" "

2001 6 25

2007

5

2007 172

2007 6 26

2007

2,940

17

" "

" "

2007 7 18

17

2007 6 30

1 0.8

2008 613

A 3,000

18.78

[2008] 19

2008 5 22

12,000

2008 7 22

2

3



4

268

5

MIC

SPK

" "

" "

" "

" "

" "

" "

" "

" " 8

:

1

2



3

1 1 12 31

4

5

6

1

2

3

7

"

"

"

"

8



9

1

2

a

b



a

b

10

1

2



A
 B
 100
 10%
 C
 D " B C"
 3

3		3	1%	
3			5%	
	1	1	10%	
1	2	2	30%	
2	3	3	50%	
3			100%	



1

2

3

4

5

6

12



1

2

3

	20- 30	5% 10%	3% 4. 75%
	10	5% 10%	9% 9. 5%
	10	5% 10%	9% 9. 5%
	5	5% 10%	18% 19%
	5	5% 10%	18% 19%



4

" "

13

1

2

" "

()



14

1

2

5

3

15



1

2

3

16

1





3

17

1

2

3



3

18

1

2

3

19





21

1

2

33 —

3

22

1

2

10%

3

4

1

	17%	15%	7%	3%	1%	5%
	17%	15%				5%
	6%	25%	7%	3%	1%	5%
	4%	25%				
		25%	7%	3%	1%	5%
		18%	1%	3%		5%
		13%				
		28%				
		17.5%				

2



17%

" "

2003 10 13

[2003] 222

2004

1 1 17% 13% 2008 11 30 2008 11 18

2008 144

2008 12 1 13% 14% 2006 9 14

[2006] 139

/ 2006 9 15 13% 17%

3

2009 12 " " 505

2008

2008 12 5 3

2008 1 1 15%

2007

"

" 2007 2008 2009 2011

2007 39 2008 1 1 "

" " "

" "

6% 18%

25%

17. 5%

13%

28%





1)

	2008 12 31	13.14	-161.21	174.35		
	2008 12 31		6.91			

2)

A	2004 8 4				
1	1	2008 12 31			
20.33		13.42		6.91	
2008 1 14					380
			100%		
2008 4 23				2008 306	
			48		
		2008 7 31			2008
12 20			2007	3,800,000.00	
				3,647,782.06	
		3,647,782.06			152,217.94
	134,239.48			2008 12 31	
B	2006 8 11				
	2.5		10	2008 12 31	
	32.92		194.14		-161.21
2008 1 14					1.8
			100%		
2008 4 22				2008 307	



1. 8

2008 5 28

2008 384

1. 8

2008

6 30

2008 12 10

2008 12 31

3)

	1. 8	380	1. 8	380
	1. 8	380	1. 8	380

4)

	2007 12 31	3, 590, 933. 11	21, 536. 74	3, 569, 396. 37
		203, 303. 00	134, 239. 48	69, 063. 52
	2007 12 31	295, 333. 24	99, 775. 36	195, 557. 88
		329, 238. 00	1, 941, 385. 76	-1, 612, 147. 76

3



	(%)			
	100	69,063.52	69,063.52	
	100	-1,612,147.76	-1,612,147.76	
	100		500,000.21	-2,138,479.29
	100		477,616.32	-22,383.68

4

	62,917,279.95	13,339,035.15	25,401,971.69	6,676,685.42

1

(1)

	2008 12 31			2007 12 31		
			312,102.13			339,142.94
	620.00	6.8346	4,237.45			
	5,380.00	0.88189	4,744.57			
	75,000.00	0.0053	397.50			
	430,700.00	0.07565	32,582.46			
	1.04	9.659	10.05			
			430,703,313.88			53,249,216.69
	5,039,408.88	6.8346	34,442,343.93	3,391,717.14	7.3046	24,775,137.02
	225,376.32	0.88189	198,757.12	187,128.02	0.93638	175,222.94
	51,619,472.00	0.0053	273,583.20			
	60,265.45	9.659	582,103.98			
			32,791,220.16			13,808,203.24
	5,896.63	6.8346	40,301.11			
			463,806,636.17			67,396,562.87



2

	2008 12 31	2007 12 31	
	463,806,636.17	67,396,562.87	
	32,791,220.16		
	431,015,416.01	67,396,562.87	

3

588.18%

2008 5

3,000

4

137.48%

2

1

	2008 12 31	2007 12 31	
	6,600,409.67		
	3,539,318.60	7,423,630.27	
	10,139,728.27	7,423,630.27	

2

36.59%

3

5% 5%

4

2008 12 31

3

1

	2008 12 31			2007 12 31		
		%	%			





50%

4

1

	2008 12 31		2007 12 31	
		%		%
1	13,255,573.40	87.86	11,644,159.83	92.31
1-2	330,802.49	2.19	291,794.96	2.31
2-3	177,090.50	1.17	243,193.78	1.93
3	401,662.53	2.66	132,713.63	1.05
	14,165,128.92	93.89	12,311,862.20	97.61
	922,149.75	6.11	301,872.78	2.39
	15,087,278.67	100.00	12,613,734.98	100.00

2

5% 5%

3

	2008 12 31	2007 12 31
	579,613.64	
	110,640.00	104,215.75
	231,896.11	197,657.03
	922,149.75	301,872.78

5

1

	2008 12 31				2007 12 31			
		%		%		%		%
3	1,715,276.00	62.49	1	17,152.76	3,416,374.02	71.69	1	34,122.32
3 -6	204,559.90	7.45	5	10,228.00	153,274.94	3.22	5	7,663.75
6 -1	256,848.71	9.36	10	25,684.86	453,037.14	9.51	10	45,303.71
1-2	475,366.00	17.32	30	142,609.80	597,196.01	12.53	30	179,158.80



2-3	92,835.00	3.38	50	46,417.50	49,399.00	1.04	50	24,699.50
3	160.00	0.01	100	160.00	95,975.00	2.01	100	95,975.00
	2,745,045.61	100.00		242,252.92	4,765,256.11	100.00		386,923.08

2

2008 12 31	1,550,720.68	1	56.49%
2007 12 31	2,276,345.06	1	47.77%

3

5% (5%)

6

1

	2008 12 31			2007 12 31		
	94,848,684.56	291,390.36	94,557,294.20	31,289,231.96	68,925.54	31,220,306.42
	36,218,127.11	407.51	36,217,719.60	24,021,986.71		24,021,986.71
	13,893,439.87		13,893,439.87	11,617,429.05		11,617,429.05
	38,723,050.27	714,358.89	38,008,691.38	20,646,890.12	86,830.13	20,560,059.99
	183,683,301.81	1,006,156.76	182,677,145.05	87,575,537.84	155,755.67	87,419,782.17

2

	68,925.54	260,970.91	38,506.09	291,390.36
		407.51		407.51
	86,830.13	627,528.76		714,358.89
	155,755.67	888,907.18	38,506.09	1,006,156.76

3

109.74%

57.04%

2008

4



5 2008 12 31

7

1

	2007 12 31			2008 12 31
	137,250,557.94	47,683,487.85		184,934,045.79
	101,131,173.28	95,364,010.97	2,484,085.15	194,011,099.10
	34,451,542.00	16,182,691.96	79,962.00	50,554,271.96
	10,167,677.15	3,126,430.89	84,816.00	13,209,292.04
	4,637,812.00	1,978,438.00	159,347.00	6,456,903.00
	287,638,762.37	164,335,059.67	2,808,210.15	449,165,611.89

2

	2007 12 31			2008 12 31
	3,442,127.98	4,702,431.47		8,144,559.45
	14,318,116.75	12,663,155.36	539,204.03	26,442,068.08
	5,155,158.83	3,702,039.06	44,464.99	8,812,732.90
	3,624,565.46	1,686,128.30	68,105.33	5,242,588.43
	915,396.38	913,403.71	129,071.27	1,699,728.82
	27,455,365.40	23,667,157.90	780,845.62	50,341,677.68
	260,183,396.97			398,823,934.21

3

62,396,323.87

4

143,965,644.74

3# 4#	32,380,368.42	1,516,459.57		30,863,908.85
	8,964,002.18	438,430.64		8,525,571.54
1#	14,906,876.50	649,588.01		14,257,288.49
2#	14,593,594.37	709,200.30		13,884,394.07
3#	7,764,434.01	180,094.47		7,584,339.54
2#	24,554,767.13	798,029.93		23,756,737.20
1#	40,801,602.13	1,837,535.84		38,964,066.29
	143,965,644.74	6,129,338.76		137,836,305.98



5

6

56.38%

5#

7

8

(1)

	2008 12 31			2007 12 31		
	106,206,644.57		106,206,644.57	9,209,634.31		9,209,634.31

0



2#	3,310,000.00	660,521.95	3,166,399.42	3,826,921.37
5#	30,000,000.00	4,219,619.32	24,299,316.56	26,104,535.88
6#	25,500,000.00		26,173,916.04	
	860,000.00		260,400.00	
	58,530,636.60		55,254,455.90	
3#		3,388,139.89	269,860.55	3,658,000.44
		941,353.15	24,560,071.45	983,551.97
	27,740,412.00	11,905,536.70	28,889,818.42	20,740,953.14
		363,161.81	9,950,615.64	7,082,361.07
	157,210,846.00	21,478,332.82	172,824,853.98	62,396,323.87

		2008 12 31		
		106,206,644.57		
2#				
5#				
6#		26,173,916.04	102.64	
		260,400.00	30.28	
		55,254,455.90	94.40	/
3#				
		24,517,872.63		
		20,054,401.98		/
		3,231,416.38		
		129,492,462.93		

3

502.90

6#

4



5

9

1

		729,566.00		729,566.00
AI P11.0		342,300.00		342,300.00
		19,000.00		19,000.00
		70,000.00		70,000.00
AI P2008	1		282,370.00	282,370.00
AI P2008	2		128,350.00	128,350.00
AI P2008	3		256,700.00	256,700.00
			845,000.00	845,000.00
Windows svr			70,005.00	70,005.00
OFFICE			335,064.00	335,064.00
GSH300		2,000,000.00		2,000,000.00
GBH100/700/GCK800		5,150,000.00		5,150,000.00
CAM		60,000.00		60,000.00
GSH6200		600,000.00		600,000.00
GBH810		600,000.00		600,000.00
MONET		2,300,000.00		2,300,000.00
			1,318,620.30	1,318,620.30
			39,032.28	39,032.28



		44, 547, 532. 66	3, 275, 141. 58		47, 822, 674. 24
--	--	------------------	-----------------	--	------------------

2

	91, 219. 24	145, 913. 16		237, 132. 40	41
AI P11. 0	85, 575. 00	68, 460. 00		154, 035. 00	34
	3, 166. 70	3, 800. 04		6, 966. 74	38
	14, 000. 00	14, 000. 00		28, 000. 00	36
AI P2008 1		47, 061. 67		47, 061. 67	50
AI P2008 2		19, 252. 50		19, 252. 50	51
AI P2008 3		21, 391. 62		21, 391. 62	55
		42, 249. 99		42, 249. 99	57
Windows svr		3, 500. 25		3, 500. 25	57
OFFICE		11, 168. 80		11, 168. 80	58
GSH300	133, 333. 36	200, 000. 04		333, 333. 40	100
GBH100/700/GCK800	343, 333. 36	515, 000. 04		858, 333. 40	100
CAM	4, 000. 00	6, 000. 00		10, 000. 00	100
GSH6200	25, 000. 00	60, 000. 00		85, 000. 00	100
GBH810	25, 000. 00	60, 000. 00		85, 000. 00	103
MONET	95, 833. 35	230, 000. 04		325, 833. 39	103
		21, 977. 00		21, 977. 00	59
19208	97, 430. 90	167, 024. 40		264, 455. 30	549
10416	109, 171. 89	75, 809. 08		184, 980. 97	549
11614	63, 969. 12	83, 885. 48		147, 854. 60	549
15101	320, 926. 77	132, 797. 28		453, 724. 05	543
19427	200, 964. 00	126, 924. 60		327, 888. 60	545



13751	74,260.53	99,014.04		173,274.57	546
	1,687,184.22	2,155,230.03		3,842,414.25	

3 — 19208 15101 19427

13751

4

10

	2008 12 31	2007 12 31
	1,743,540.56	
	1,743,540.56	

11

	200,000.00	171,666.63		20,000.04	48,333.41	151,666.59	91
	47,184.81	15,300.00		5,100.00	36,984.81	10,200.00	24
	4,824,583.65	1,938,997.78	349,970.58	512,113.54	2,723,442.91	1,776,854.82	46
	156,443.58	-	156,443.58	23,466.51	23,466.51	132,977.07	51
	695,202.85	556,162.30		139,040.52	278,081.07	417,121.78	36
	40,292.64	-	40,292.64	8,058.48	8,058.48	32,234.16	48
			600,000.00	50,000.00	50,000.00	550,000.00	11
	600,000.00		600,000.00	80,000.00	80,000.00	520,000.00	52
	6,563,707.53	2,682,126.71	1,746,706.80	837,779.09	3,248,367.19	3,591,054.42	

3

4

12

	2008 12 31	2007 12 31
	146,177.65	17,587.44
	415,164.80	329,013.83
	225,226.89	841,095.57
	786,609.34	1,187,696.84

13

	2007 12 31			2008 12 31



	3, 413, 107. 66	767, 585. 64		144, 670. 16	4, 036, 023. 14
	3, 026, 184. 58	767, 585. 64			3, 793, 770. 22
	386, 923. 08			144, 670. 16	242, 252. 92
	155, 755. 67	888, 907. 18		38, 506. 09	1, 006, 156. 76
	68, 925. 54	260, 970. 91		38, 506. 09	291, 390. 36
	86, 830. 13	627, 528. 76			714, 358. 89
		407. 51			407. 51
	3, 568, 863. 33	1, 656, 492. 82		183, 176. 25	5, 042, 179. 90



	2008 12 31	2007 12 31	
	162,000,000.00	120,000,000.00	
	79,000,000.00	54,700,000.00	
	16,640,231.19		
	257,640,231.19	174,700,000.00	

2

3

47.47%

4

16

	2008 12 31	2007 12 31	
	5,895,364.82	6,250,000.00	
	5,895,364.82	6,250,000.00	

17

1

	2008 12 31		2007 12 31	
		%		%
1	162,900,460.24	99.21	132,568,488.61	99.03
1-2	684,244.50	0.42	1,035,147.84	0.77
2-3	391,100.04	0.24	126,891.47	0.09
3	219,082.67	0.13	133,349.39	0.10
	164,194,887.45	100.00	133,863,877.31	100.00

2

5% (5%)



3 22.66%

18

1

	2008 12 31		2007 12 31	
		%		%
1	1,705,036.20	83.01	2,701,485.61	96.48
1-2	349,037.03	16.99	98,668.66	3.52
2-3				
3				
	2,054,073.23	100.00	2,800,154.27	100.00

2

5% (5%)

19

1

	2007 12 31			2008 12 31
	8,054,142.16	67,898,305.01	70,035,637.06	5,916,810.11
		9,843,593.20	9,843,593.20	
		9,727,136.32	9,727,136.32	
		6,284,898.78	6,284,898.78	
		2,286,353.39	2,286,353.39	
		611,478.29	611,478.29	
		273,723.81	273,723.81	
		270,682.05	270,682.05	
		986,880.00	944,320.00	42,560.00
	2,861,472.66	1,339,269.15		4,200,741.81
	1,754,301.52	999,999.41	428,372.31	2,325,928.62
		27,196.00	27,196.00	



	12, 669, 916. 34	90, 822, 379. 09	91, 006, 254. 89	12, 486, 040. 54

2

20

1

	2008 12 31	2007 12 31
	1, 031, 160. 88	132, 377. 99
		28, 604. 44
	-4, 120, 124. 88	3, 732, 188. 94
	141, 609. 91	238, 018. 77
	60, 689. 96	102, 008. 04
	20, 229. 99	34, 002. 68
	5, 200. 00	
	248, 621. 37	149, 770. 85
	284, 327. 91	294, 007. 68
	179, 033. 88	275, 079. 09
	8, 624. 70	505, 229. 49
	-2, 140, 626. 28	5, 491, 287. 97

2

25%

15%

21

1

	2008 12 31		2007 12 31	
		%		%
1	23, 139, 871. 77	93. 73	48, 892, 594. 72	99. 84
1-2	1, 509, 214. 25	6. 11	69, 728. 00	0. 14
2-3	35, 463. 45	0. 14	4, 220. 00	0. 01
3	2, 030. 00	0. 01	6, 665. 00	0. 01
	24, 686, 579. 47	100. 00	48, 973, 207. 72	100. 00





2008 4 3

2008 613

2008 5 14

3, 000

1

2008 5 19

532, 398, 642. 72

2008 19

12, 000

26

1

	22, 367, 398. 66	502, 398, 642. 72		524, 766, 041. 38
	1, 930, 015. 64			1, 930, 015. 64
	24, 297, 414. 30	502, 398, 642. 72		526, 696, 057. 02

2

24

27

	3, 696, 705. 80	11, 845, 629. 79		15, 542, 335. 59
	3, 696, 705. 80	11, 845, 629. 79		15, 542, 335. 59

28

	2008 12 31	2007 12 31
	38, 944, 065. 25	55, 313, 474. 84
:	122, 623, 252. 75	77, 072, 815. 56
:	11, 845, 629. 79	3, 696, 705. 80
		-7, 136, 512. 96
		20, 000, 000. 00
		76, 882, 032. 31
	149, 721, 688. 21	38, 944, 065. 25

29

1

	2008	2007
	1, 012, 441, 865. 85	644, 718, 100. 20



	988, 800, 438. 96	633, 719, 092. 24
	23, 641, 426. 89	10, 999, 007. 96
	720, 643, 354. 51	462, 523, 142. 81
	702, 621, 981. 65	450, 354, 231. 27
	18, 021, 372. 86	12, 168, 911. 54

2

	2008		2007	
	988, 800, 438. 96	702, 621, 981. 65	633, 719, 092. 24	450, 354, 231. 27
	988, 800, 438. 96	702, 621, 981. 65	633, 719, 092. 24	450, 354, 231. 27

3

	2008	2007
	356, 734, 258. 99	242, 370, 848. 83
	632, 066, 179. 97	391, 348, 243. 41
	988, 800, 438. 96	633, 719, 092. 24

4

	2008	2007
--	------	------



30

	2008	2007	
	852, 101. 10	609, 547. 91	7%
	365, 186. 19	261, 234. 81	3%
	121, 693. 74	87, 078. 27	1%
	47, 220. 46	43, 604. 44	5%
	12, 847. 32		
	1, 399, 048. 81	1, 001, 465. 43	

31

	2008	2007
	22, 932, 315. 05	10, 926, 233. 87
	2. 27%	1. 69%

109. 88%

2008

32

	2008	2007
	92, 684, 481. 91	55, 546, 642. 44
	9. 15%	8. 62%



45. 27%

34

	2008	2007
	622, 915. 48	291, 772. 78
	850, 401. 09	1, 437, 619. 44
	1, 473, 316. 57	1, 729, 392. 22

35

1

	2008	2007
		941, 798. 81
		941, 798. 81
		0. 05
	5, 960, 901. 94	240, 000. 00
	69, 063. 52	
	287, 838. 82	1, 054, 479. 53
	6, 317, 804. 28	2, 236, 278. 39

2

2007

950, 000. 00

4, 020, 000. 00

135, 091. 94

855, 810. 00

3

36

	2008	2007
	1, 010, 000. 00	
	261, 931. 89	
	261, 931. 89	
	78, 499. 04	2, 695, 884. 57
	1, 350, 430. 93	2, 695, 884. 57



37

	2008	2007
	17, 728, 907. 42	12, 485, 221. 97
	401, 087. 50	- 350, 945. 82
	18, 129, 994. 92	12, 134, 276. 15

38

	2008	2007
	6, 343, 562. 12	3, 058, 400. 50
	598, 305. 45	476, 122. 63
	225, 671. 10	253, 642. 17
	3, 089, 798. 49	835, 157. 14
	1, 155, 762. 54	
	13, 813, 584. 61	11, 017, 863. 20
	2, 692, 248. 92	10, 492, 306. 85
	1, 010, 000. 00	
	2, 917, 639. 61	
	2, 263, 277. 00	1, 152, 107. 28
	7, 768, 386. 07	1, 809, 537. 58
	335, 165. 93	1, 025, 265. 58
	2, 528, 036. 99	1, 051, 872. 34
	3, 120, 167. 91	2, 337, 296. 69
	47, 861, 606. 74	33, 509, 571. 96

39

	3, 461, 978. 80	
	131, 392. 80	
	231, 481. 65	
	- 100, 088. 85	



	- 1, 543, 084. 24	
	315, 383. 20	
	217, 157. 80	
	2, 075, 625. 64	

1

1



	2008 12 31			2007 12 31		
			55, 723, 881. 58			91, 149, 032. 29
	8, 019, 216. 54	6. 8346	54, 808, 137. 36	4, 393, 958. 22	7. 3046	32, 096, 107. 21
	5, 836, 876. 46	0. 0756	441, 559. 70			
	3, 020, 501. 23	0. 8819	2, 663, 780. 03	2, 409, 599. 64	0. 9364	2, 256, 349. 10
			113, 637, 358. 67			125, 501, 488. 60

3

2008 12 31

B



1

	2008 12 31	2007 12 31
--	------------	------------



	-2,081,164.66	-2,081,164.66			-2,081,164.66
	97,980.97	97,980.97			97,980.97
	58,651,469.62	58,651,469.62	85,373,500.00		144,024,969.62
	5,000,000.00	5,000,000.00			5,000,000.00
	2,926,252.50		2,926,252.50		2,926,252.50
	131,392.80		131,392.80		131,392.80
	3,330,586.00		3,330,586.00	3,330,586.00	
	68,056,517.23	61,668,285.93	91,761,731.30	3,330,586.00	150,099,431.23

4

1

	2008	2007
	567,287,961.49	386,362,446.66
	542,601,929.71	370,919,495.40
	24,686,031.78	15,442,951.26
	375,957,538.04	256,830,727.76
	356,425,779.55	240,898,626.24
	19,531,758.49	15,932,101.52

2

	2008	2007
	349,267,813.80	251,034,608.31
	193,334,115.91	119,884,887.09
	542,601,929.71	370,919,495.40

3

	2008	2007
	329,701,956.23	185,688,057.82
	58.12%	48.06%

4

46.83%



1
36 —
40

1

1)

2)

3)

4) 5%

5) 12

12

6)

7)

2

1) 5%

2)

3)

4) 1 2



18

5) 12

12

6)

3

1)

2)

3)

4)

2

1

						72860842- 2
						79066405- 4
						68197620- 0
						77718267- 5
						76871079- 8
						66452985- 5
						119- 86- 07577



2

	2007	12	31		
--	------	----	----	--	--



2008 1 14 380

100%

2008 4 23 2008 306

48

2008 7 31 2008

12 20 2007 3,800,000.00

3,647,782.06

3,647,782.06 152,217.94

134,239.48 4.01%

2008 1 14 1.8

100%

2008 4 22 2008 307

1.8

2008 5 28 2008 384

1.8 2008

6 30 2008 12 10

131,392.80

2

87,300,690.56

87,300,690.56

3

3,800,000.00

3,647,782.06 152,217.94 134,239.48

4.01% 2008 1 14

60 152,217.94

4

		2008 12 31	2007 12 31
		134,239.48	-



5

2008 8 215 2007 8 215

1 — 7,000
8 2007 2 14 2015 2 13

2 2008 12 31

7,500

1		2,500	2005. 06. 30-2009. 06. 18
2		2,500	2005. 06. 30-2009. 11. 19
3		2,500	2005. 06. 30-2010. 06. 17

:

1 " " "

" "

"

2008 8 14

5,308.78

54,680,434.00



12,000,000.00

2008 12 31 21,872,174.00

2 2009 2 10 2009 ,

15,400 ,

3 2008 10 15

300

2008 97

50 1.8 300

4 2008 10 28

90

2008 12 7

2008 1093

20

90

5

5 2009 3 16 2008

12,000 10 3

10 10

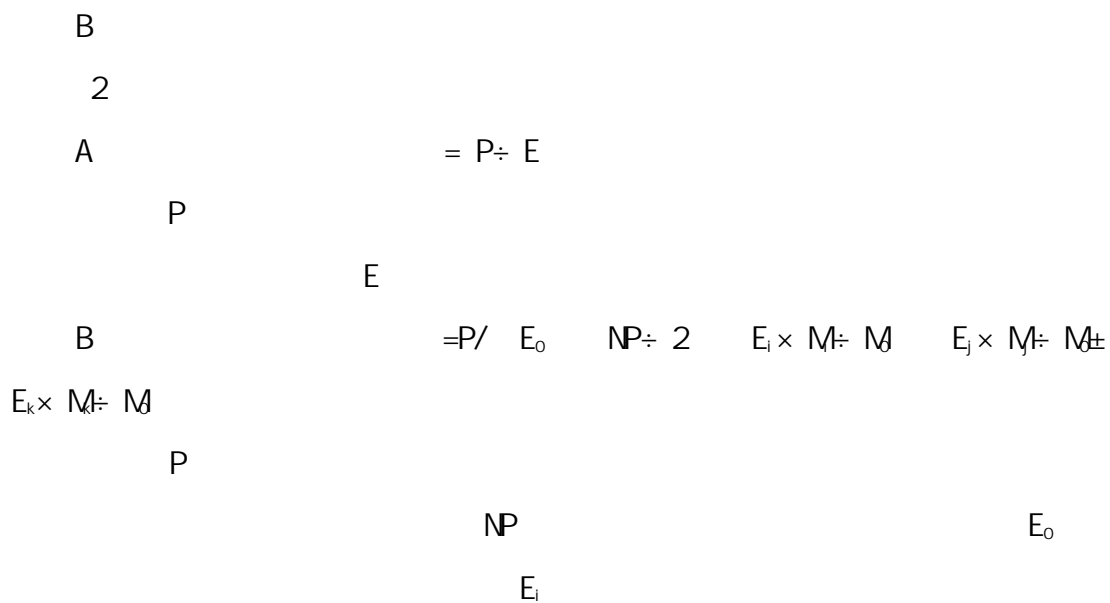
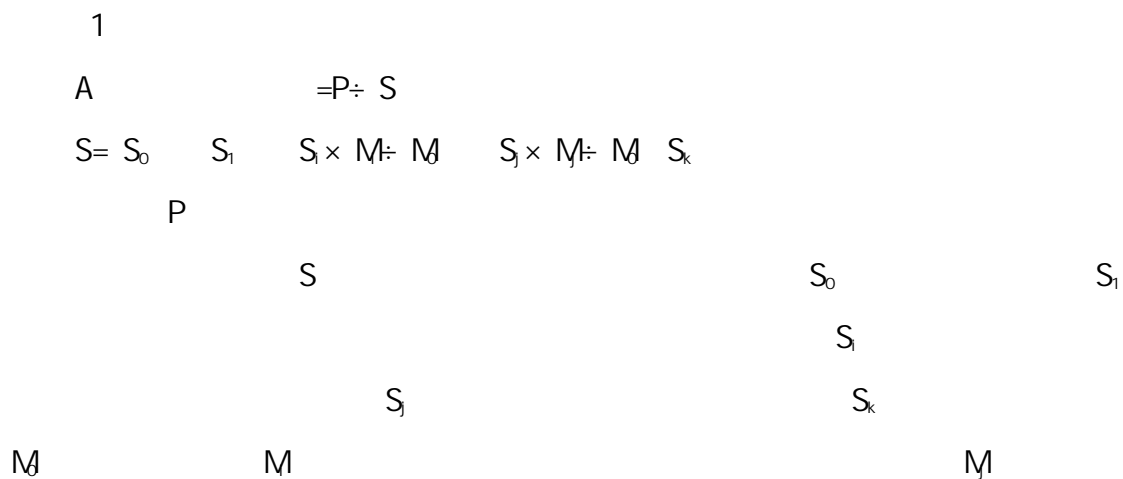
1


	2008	2007
	-261,931.89	-1,039,424.73
	5,960,901.94	200,000.00
		3,151,213.10
	69,063.52	





2008				
	15.11%	23.19%	1.14	1.14
	14.53%	22.40%	1.10	1.10
2007				
	49.11%	49.84%	0.86	0.86
	47.90%	48.61%	0.84	0.84





3

1	2	3	4	5	6
1.					
2					
2	15, 609. 69			90. 27	12, 010. 56
3.					
4.					
3					
	15, 609. 69			90. 27	12, 010. 56
	5, 845. 13				2, 500. 73

4

	2008	2007
1		
	135, 962, 287. 90	83, 749, 500. 98
:	1, 473, 316. 57	1, 729, 392. 22
	23, 550, 187. 76	14, 091, 202. 46
	2, 155, 230. 03	1, 385, 318. 33
	837, 779. 09	4, 049, 551. 71
	261, 931. 89	- 940, 502. 55



	-	219, 662. 64
	-	
	21, 605, 568. 79	13, 545, 428. 95
	-	
	401, 087. 50	- 350, 945. 82
	-	
	- 96, 107, 763. 97	- 10, 955, 393. 98
	- 38, 465, 434. 10	- 102, 407, 547. 21
	1, 911, 238. 47	29, 749, 468. 52
	-	
	53, 585, 429. 93	33, 865, 136. 25
2		
3		
	431, 015, 416. 01	67, 396, 562. 87
	67, 396, 562. 87	93, 011, 413. 97
	363, 618, 853. 14	- 25, 614, 851. 10

5

	2008	2007
1		
	118, 456, 297. 85	69, 628, 063. 59
:	794, 545. 82	1, 065, 187. 84
	9, 659, 335. 17	5, 824, 521. 25
	772, 926. 43	365, 859. 82
	80, 000. 00	2, 820, 574. 75
	256, 803. 42	- 941, 798. 81



		219,662.74
	11,889,082.54	7,579,337.92
	-12,061,004.56	
	-214,741.18	159,399.75
	-66,020,480.77	-14,377,320.61
	-10,471,699.16	-88,382,802.97
	3,504,503.02	4,156,905.84
	56,645,568.58	-11,882,408.89
2		
3		
	385,234,118.49	24,461,243.27
	24,461,243.27	67,034,848.91
	360,772,875.22	-42,573,605.64

2009 03 16

